

Mozambique

Fisheries, Aquaculture and Coastal Livelihoods

Post Cyclone Idai



Food and Agriculture Organization
of the United Nations

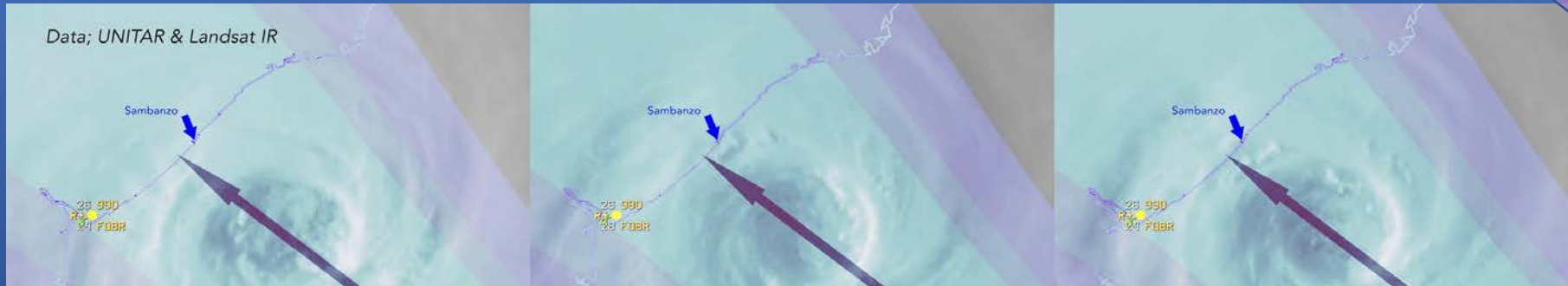
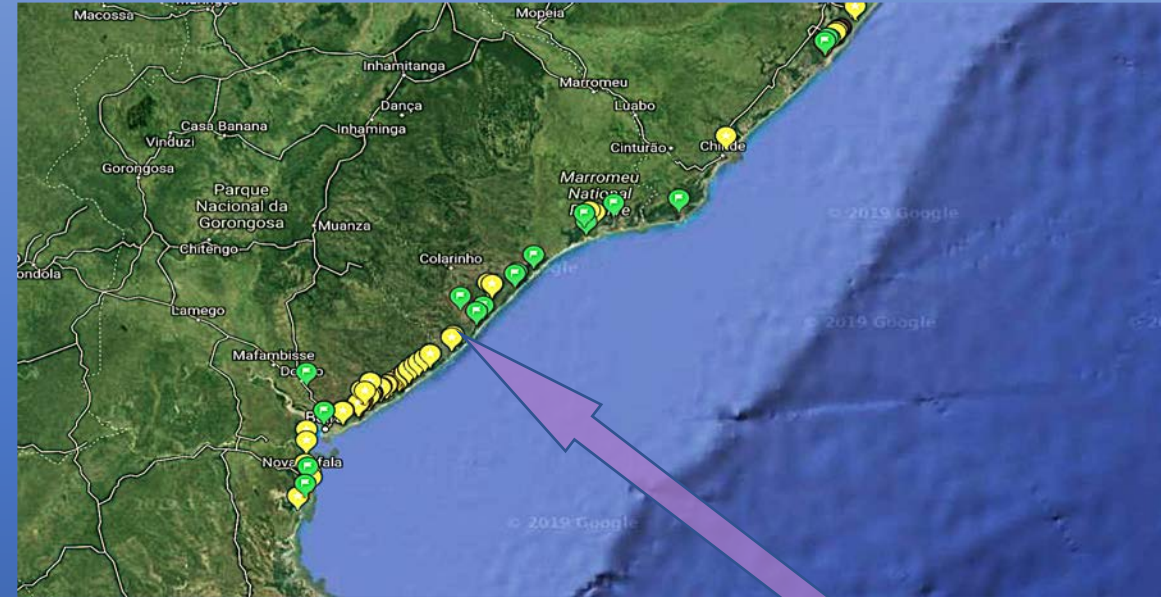


Presentation by Matt 'Bjerregaard' Walsh
FAO Fisheries & Aquaculture Department - FIAF
matthew.walsh@FAO.org



Food and Agriculture Organization
of the United Nations

Fisheries, Aquaculture and Coastal Livelihoods Post Cyclone Idai Prerequisite Assessment – What Did We Already Know?



Fisheries, Aquaculture and Coastal Livelihoods Cyclone Kenneth Prerequisite Assessment – What Did We Already Know?



Fisheries, Aquaculture and Coastal Livelihoods

Cyclone Kenneth

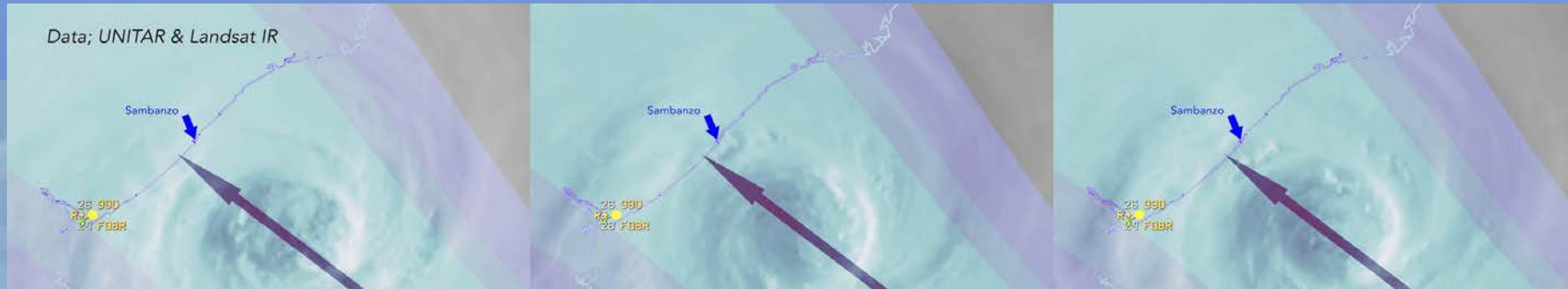
Landfall...




Fisheries, Aquaculture and Coastal Livelihoods Post Cyclone Idai Observations of Impact



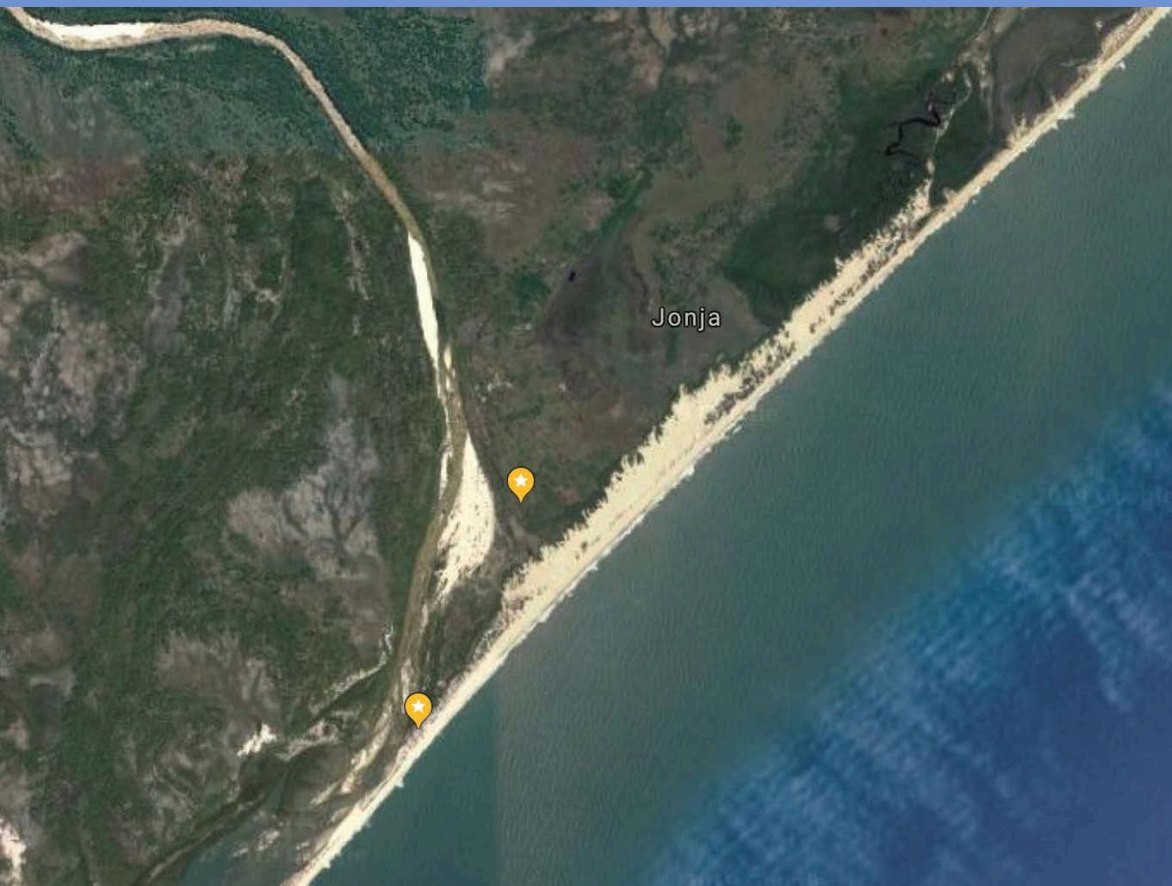
Fisheries, Aquaculture and Coastal Livelihoods Post Cyclone Idai Disparity



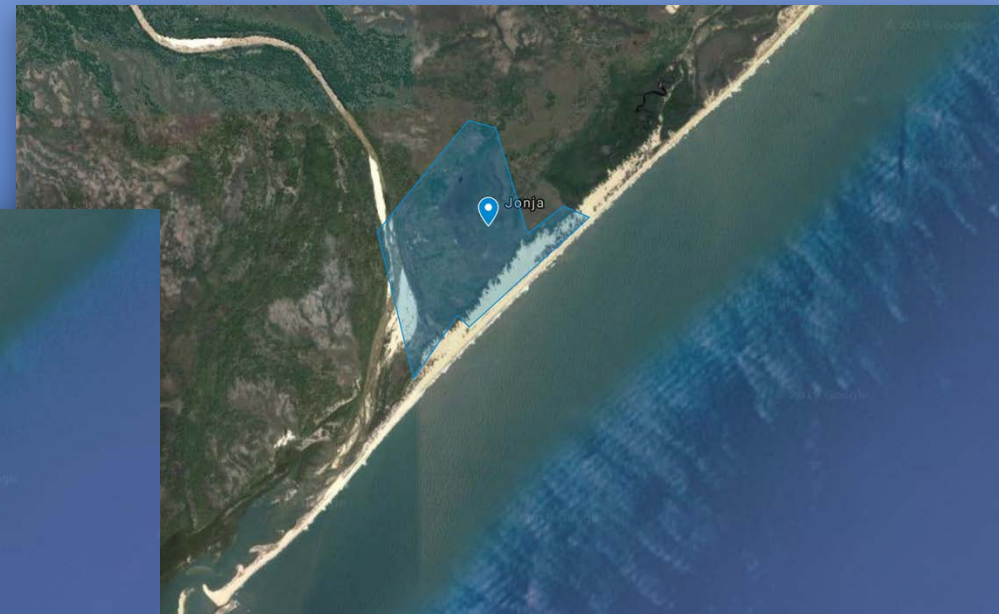
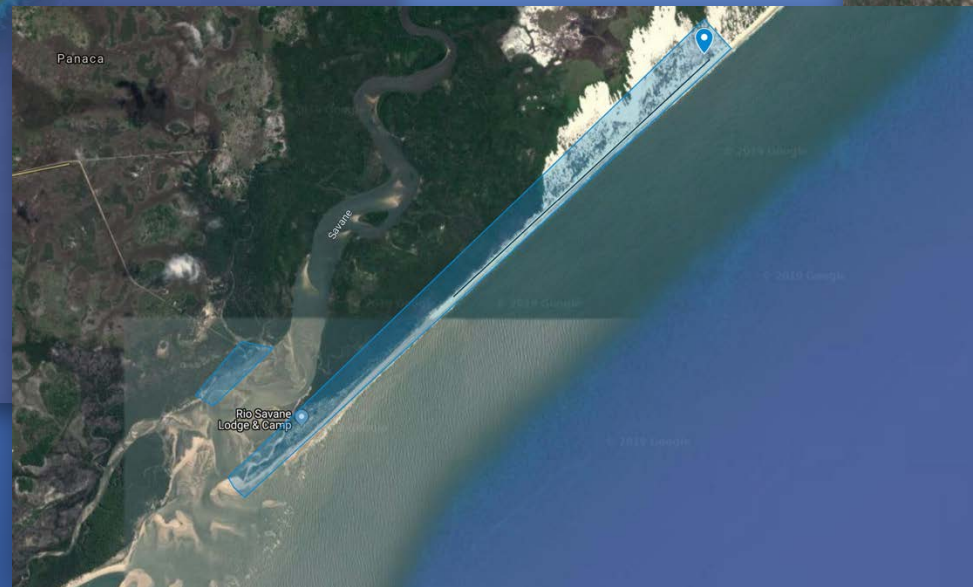
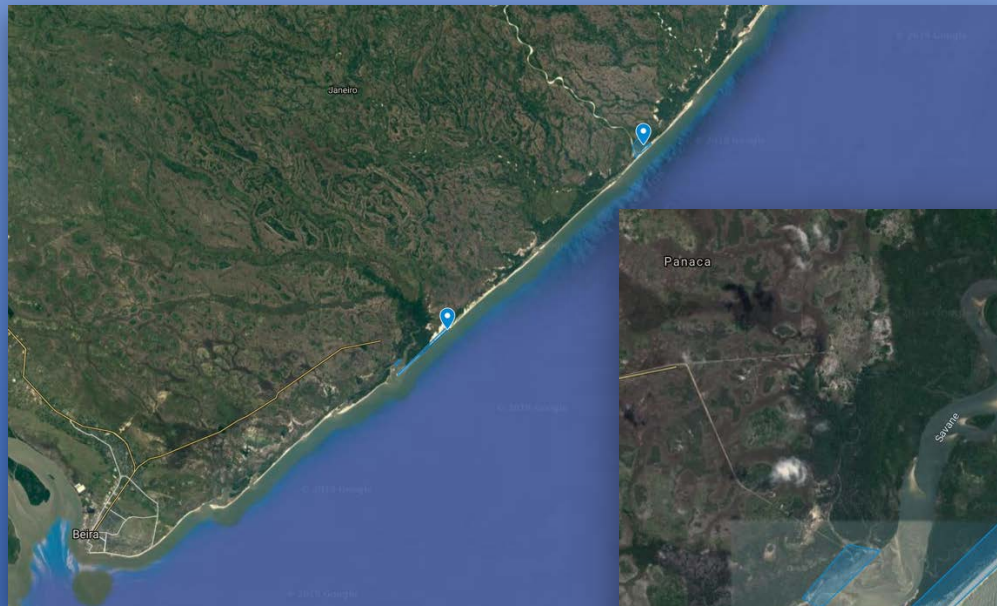
Fisheries, Aquaculture and Coastal Livelihoods Post Cyclone Idai Initial Assessment Sampling



Fisheries, Aquaculture and Coastal Livelihoods Post Cyclone Idai Extrapolation and Assessment Extension



Fisheries, Aquaculture and Coastal Livelihoods Post Cyclone Idai Coverage



Fisheries, Aquaculture and Coastal Livelihoods Post Cyclone Idai Reports, Awareness and Needs Proposals

Artisanal Fishing Boats Lost

Province	Number of fishers	Fibre Boats 7m	Value of Boats	Total (Mts)	Total (USD) (Quoted at the time of reporting)
Tete	108	66			
Manica	48	4			
Sofala	2067	2037	680.000,00	1.385.160.000,00	21.986.666,67
Inhambane	23	92			
Total	833	2199	680.000,00	1.385.160.000,00	21.986.666,67

Artisanal Fishing Gear Lost

Province	Number of fishers	Gear Lost	Value of Gears	Total (Mts)	Total (USD) (Quoted at the time of reporting)
Tete	1.995				
Manica	65				
Sofala	237	150.000,00	35.550.000,00	1.385.160.000,00	564.285,71
Inhambane	0				
Total	2257	150.000,00	35.550.000,00	1.385.160.000,00	564.285,71

Fisheries, Aquaculture and Coastal Livelihoods Post Cyclone Idai Reports, Awareness and Needs Proposals

Damage To Aquaculture

Province	Number of Aquaculture Sites	Tanks	Cages	Fingerlings	Area (square meters)	Product Loss (Ton)	Restorative Budget (Mts)	Total (USD) (Quoted at the time of reporting)
Zambézia	50	169	2	606.250	65.135	85.22	11.640.002,38	184.761,94
Manica	188	367	32	747.300	109.800	239.60	34.603.704,00	549.265,14
Sofala	104	53	141	523.500,00	958 m3 cages 6800 m2 tanks	140,30	7.825.000,00	124.206,35
Inhambane	-	-	25	62.500	150***	21.00	1.538.000,00	24.412,79
Total	342	589	198	1.939.550,00	181.885	357.82	55.606.706,38	882.646,13



Damage To Fisheries Public Infrastructure

Province	Quantity	Infrastructure Type	Registered Damage	Total (Mts) (Quoted at the time of reporting)
Sofala	1	Beira Fishing Port	Roof and covered areas, parking porch, windows, doors and ice maker	8.628.000,00
	5	Markets (Mavinga e Praia Nova – Beira, Chiloane – Machanga, Chiconjo – Buzi, Sambanzou – Muanza)	Roof and covered areas, parking porch, windows, doors and ice maker and roof	48.000.000,00
	3	Offices	Roof and covered areas, parking porch, windows, doors, walls, structural damage, plumbing damaged	5.528.000,00
	14	Houses (DPMAIP, IPP, INIP, and PPB)	Roof and covered areas, parking porch, windows, doors, walls, structural damage, plumbing damaged	2.625.000,00
	8	Administrators and extension officers houses (2 in Buzi, 2 in Muanzana, 1 in Dondo, 2 in Manchanga)	Roof and covered areas, parking porch, windows, doors, walls, structural damage, plumbing and water tanks and storage	17.000.000,00
Inhambane	3	Administrators houses	1 Totally Destroyed 2 Partially Destroyed	150.000,00
Total				81.931.000,00

Fisheries, Aquaculture and Coastal Livelihoods Post Cyclone Idai Conclusions...



Fisheries, Aquaculture and Coastal Livelihoods Post Cyclone Idai Thankyou For Listening

