



World Food Programme

SAVING LIVES
CHANGING LIVES

WFP Palestine Monthly Market Dashboard



Highlights

The monthly market dashboard presents price trends for the staple commodities and cash crops that are the most consumed by Palestinians.

In the West Bank, in November the prices of wheat flour and lentils increased by 4.8% and 3.9% respectively compared with October prices. Vegetable oil prices increased slightly by 1.1% while chickpeas prices stayed the same price as October. Tomato prices experienced the **highest decrease by 30.3% in November compared to October** and returned to their normal levels reaching NIS 3.4 per Kg, while potato prices decreased by 4.7% in November compared to October.

In the Gaza Strip, lentil price experienced the **highest increase by 31.3% and reached NIS 7.0 per Kg**. Chickpeas and vegetable oil prices increased by 4.3% and 7.8% respectively in November compared to October. Tomato prices - **NIS 1.85 - decreased by 43.7% compared to November 2020** and returned to their average levels between NIS 1-2.

Excellent gasoline 95, one of the most used fuels in Palestine, stabilized at NIS 6.23 in November despite the increase in the Israeli market, **but the Palestinian government decided to keep the prices at the same level to mitigate the impact of the increase in commodity prices.**

The average value of WFP rations increased by 4.2% in November compared to the previous month and reached USD 10 due to the increase in the staple commodity price and the depreciation of the US dollar against the Israeli shekel.

The Consumer Price Index (inflation rate) decreased slightly in November compared to October by 0.26%, and Food CPI decreased by 1.09%. Also, **CPI and Food CPI increased in November 2021 compared to November 2020 by 1.38% and 1.81% respectively**. When compared to neighboring countries in October, Jordan year on year inflation rate reached 1.61%, Egypt's inflation rate reached 6.6%, and in Israel inflation rate reached 2.3%.

The next pages of this dashboard visualize these trends.


International increase in prices & ensuring appropriate support to food security

Commodities and food prices are experiencing an increase globally. This increase has been seen in the local Palestinian markets since the beginning of October. It has been noted by the Palestinian government and necessary steps have been taken **to monitor the prices and to make sure that the traders keep the same level prices.**

The FAO Food Price Index (FFPI) averaged 134.4 points in November, up 1.2 % from October and 27.3% higher than in November 2020. This increase marked the fourth consecutive monthly rise in the index **and reached the highest level since June 2011**. The increase can be explained by the decrease in supply conditions, the robust demand for staple commodities, and the continuous increase in energy prices. Locally, prices are expected **to stabilize until at least the end of the year** after the agreement between the traders and the government to keep the prices at the same levels as the previous month.

Regular price monitoring will be critical to protect the poorest and most vulnerable households from rapid price increases.

Useful interventions may include increasing social assistance transfer values, enhancing social safety net coverage, supporting traders, and augmenting food security and social safety net programmes.



November 2021

Page 1

Banner photo: WFP/Ali Jadallah (right)
Bottom photo: WFP/Nizar Khadder

November events: implications & potential impact

The ministerial meeting of the Ad-Hoc Liaison Committee (AHLC) took place in Oslo in November. It was chaired by the Minister of Foreign Affairs of Norway and attended by the Palestinian Prime Minister and the international donor community. The participants reaffirmed the need to increase financial support, to continue the humanitarian and development support to both the West Bank and Gaza, and to finance the Gaza reconstruction mechanism for entry of critical materials. The Palestinian Authority (PA) fiscal deficit challenges are still ongoing, driven by limited budget support. The PA was only able to pay 75% of civil servant salaries, and installments for private contractors have been postponed. The PA is the largest single employer in Palestine and these measures will affect 140,000 people receiving salaries from the PA and have a strong potential impact on the Palestinian people and the Palestinian economy as the civil servants are considered the main drivers for markets in Palestine.

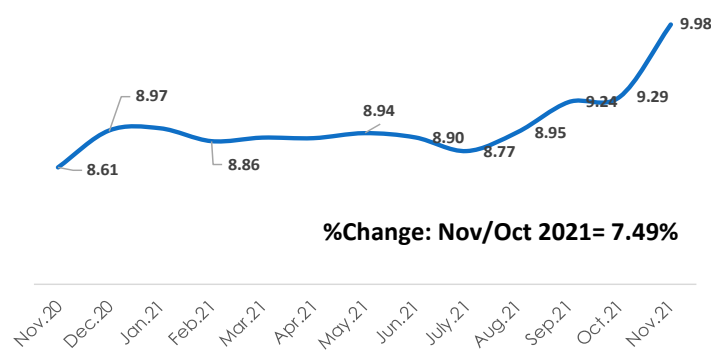
The Palestinian Monetary Authority (PMA), the governing body for financial institutions and banks in Palestine, has ordered banks to only deduct 50% of the monthly loan payments for all PA employees to mitigate the impact of these measures on the Palestinian business cycle. The impact of the PA fiscal challenges on the Palestinian economy has been noted in the markets as people tend to save and borrow to cope with these challenges and prepare for future uncertainty.



WFP Rations

Monthly Average of WFP Rations (\$) Per Capita

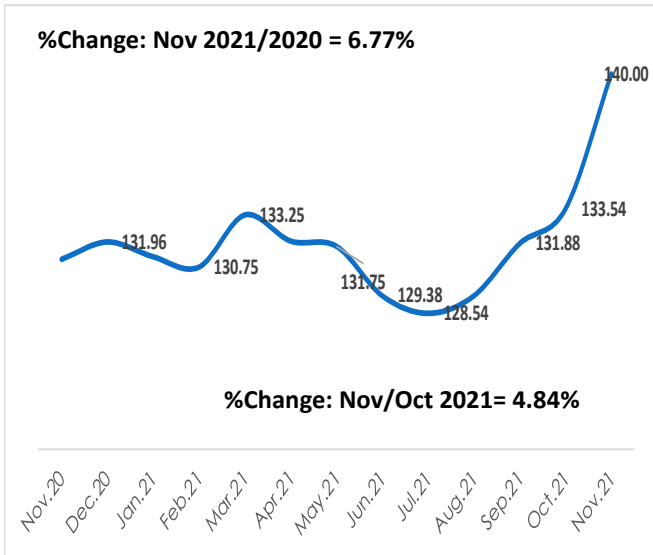
%Change: Nov 2021/2020=15.94%



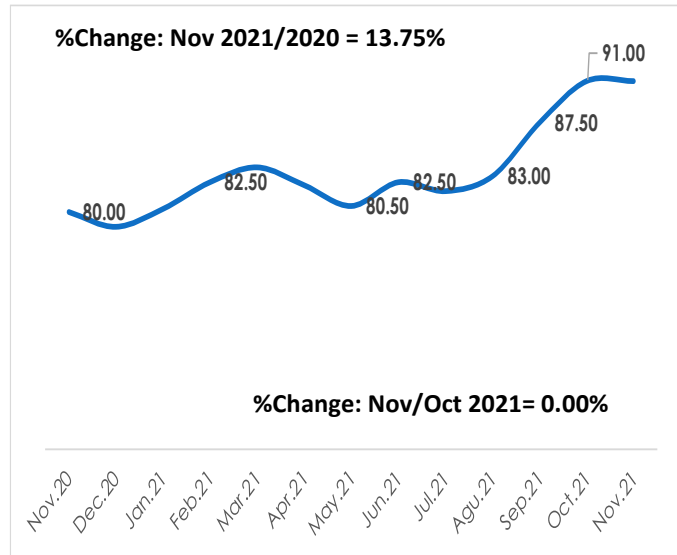
%Change: Nov/Oct 2021= 7.49%

Commodities

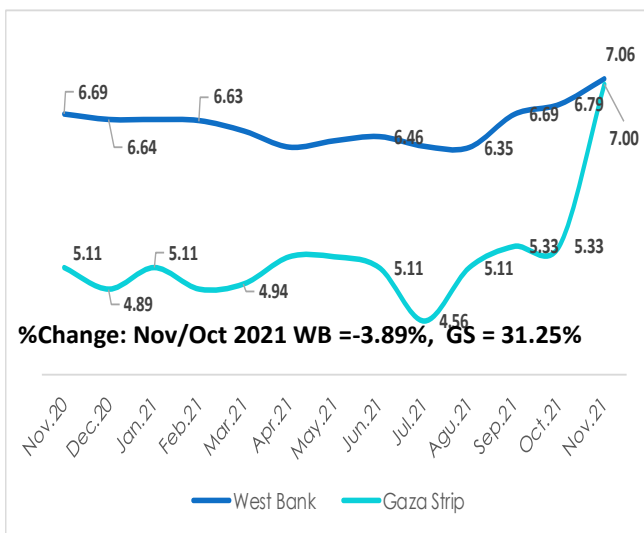
Haifa Wheat Flour-West Bank – (NIS/60Kg)



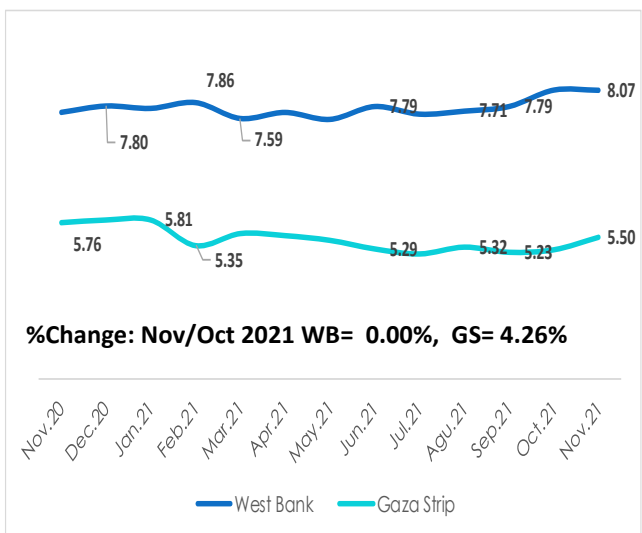
Local Wheat Flour-Gaza Strip – (NIS/50Kg)



Lentils – (NIS/Kg)

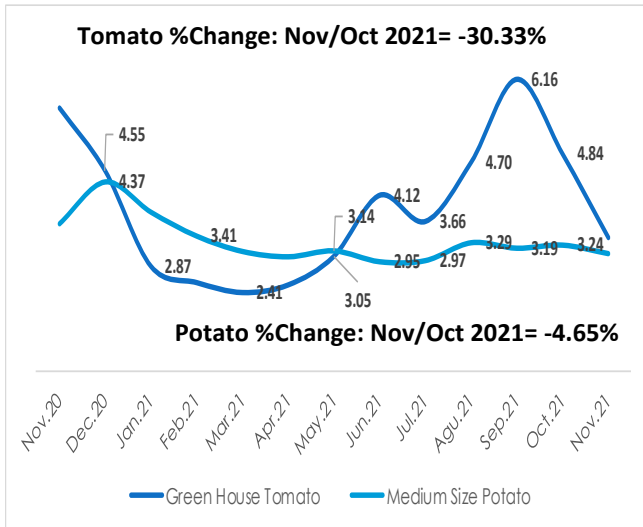


Chickpeas (Hummos) – (NIS/Kg)

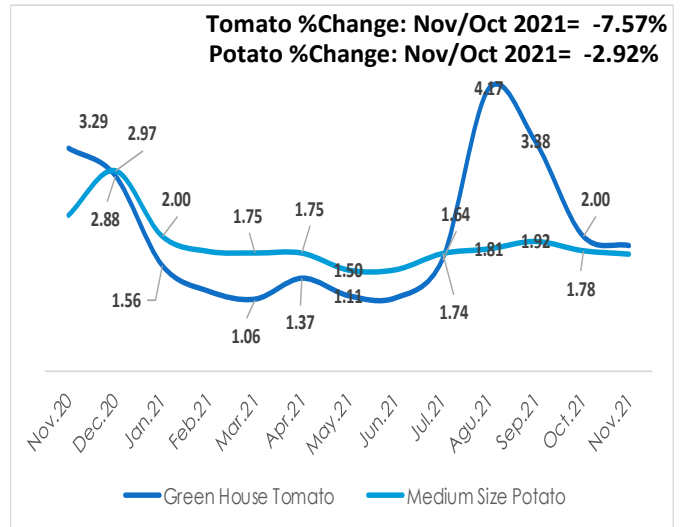


Commodities (cont'd)

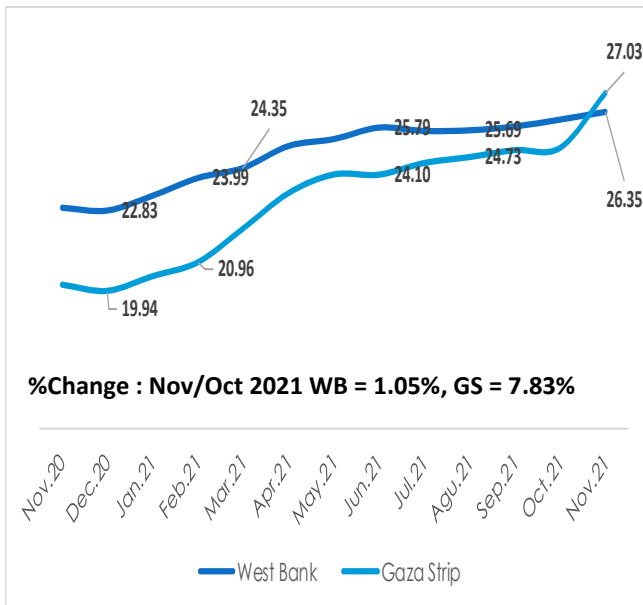
Vegetables-West Bank – (NIS/Kg)



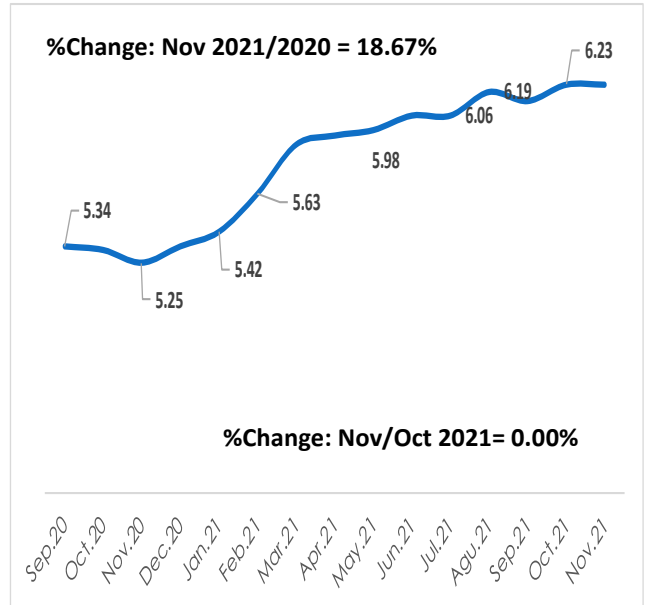
Vegetables-Gaza Strip – (NIS/Kg)



Vegetable Oil (Corn Oil)– (NIS/3L)

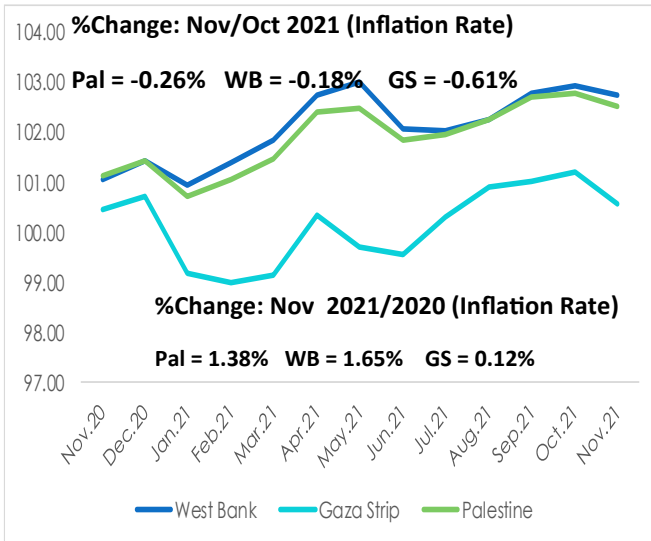


Excellent Gasoline 95 – (NIS/Kg)

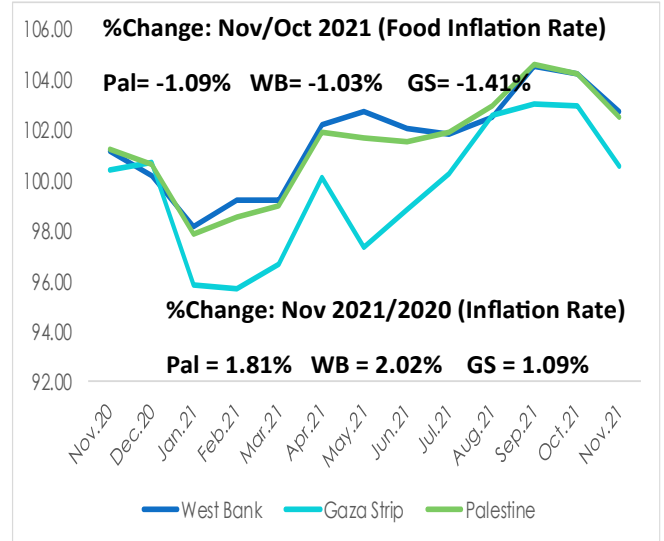


Consumer Price Index (CPI)

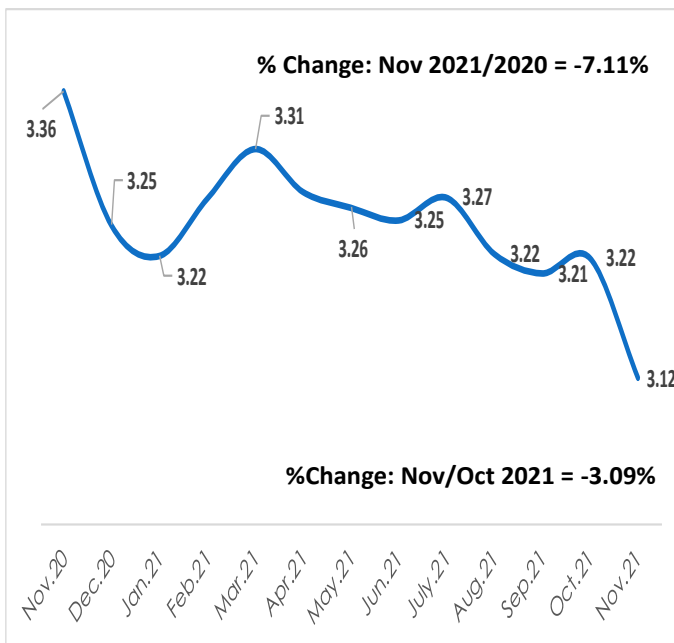
Overall Consumer Price Index



Food & Soft Drinks CPI



Exchange Rate (NIS/\$)



WFP PALESTINE CONTACTS

Mr. Samer Abdeljaber, Representative and Country Director, Palestine
Samer.Abdeljaber@wfp.org

Mr. Salah Lahham, VAM Officer
Salah.Lahham@wfp.org











Mr. Sobhi Swailem, Programme Assistant (VAM)
Sobhi.Swailem@wfp.org

Prepared by the WFP Palestine Vulnerability Analysis and Mapping (VAM) Unit.



WFP Ration Items Prices: tracking trends

Price fluctuation in a year: November 2020—2021

Food	Region	2020 (NIS)	2021 (NIS)	Change (%)
Flour	West Bank (Haifa white flour, 60 kg)	131.13	140.00	 6.8
	Gaza (local wheat flour, 50 kg)	80.00	91.00	 13.8
Corn oil (3L)	West Bank	22.93	26.35	 14.9
	Gaza	20.16	27.03	 34.1
Chickpeas (kg)	West Bank	7.69	8.07	 4.9
	Gaza	5.76	5.50	 -4.5
Lentils (kg)	West Bank	6.60	7.06	 5.4
	Gaza Strip	5.11	7.00	 37.0
White table salt (kg)	West Bank	1.79	1.85	 3.4
	Gaza Strip	1.17	1.25	 6.8

WFP Ration Items Prices: tracking trends

Price fluctuation in a month: October-November 2021

Food	Region	Oct (NIS)	Nov (NIS)	Change (%)
Flour	West Bank (Haifa white flour, 60 kg)	133.54	140.00	4.9
	Gaza (local wheat flour, 50 kg)	91.00	91.00	0.0
Corn oil (3L)	West Bank	26.08	26.35	1.1
	Gaza	25.06	27.03	7.8
Chickpeas (kg)	West Bank	8.07	8.07	0.0
	Gaza	5.28	5.50	4.3
Lentils (kg)	West Bank	6.79	7.06	3.9
	Gaza Strip	5.33	7.00	31.3
White table salt (kg)	West Bank	1.79	1.85	3.4
	Gaza Strip	1.39	1.25	-10.1

Sources:

- The Palestinian Central Bureau of Statistics (PCBS)
- Palestinian Monetary Authority (PMA)
- WFP Palestine Vulnerability, Analysis, and Mapping (VAM) unit.
- Department of statistics, Jordan
- Central Agency for Public Mobilization and Statistics, Egypt
- Bank of Israel