



SAVING  
LIVES  
CHANGING  
LIVES

# WFP Palestine Monthly Market Dashboard September-October 2021



## Summary

The monthly market dashboard presents price trends for the staple commodities and cash crops that are the most consumed by Palestinians.

In the West Bank, in October the prices of wheat flour and lentils increased by 5.4% and 15.8% respectively compared with September prices. Chickpeas and vegetable oil prices increased by 7.8% and 4.5% respectively. Tomato prices experienced the highest increase by 31.0% in September compared to August and reached NIS 6.16 per Kg., while potato prices decreased by 2.9% in September compared to August.

In the Gaza Strip, wheat flour, lentils, and potato prices increased in September compared to August. Tomato prices - NIS 3.38 - decreased by 18.8% compared to August, but remained significantly more expensive than average prices and are 42.7% higher than September 2020 prices.

The prices of tomatoes are expected to stabilize after the transition period between seasons when the supply of tomatoes will increase.

Excellent gasoline 95, one of the most-used fuels in Palestine, increased slightly by 1.4% in October compared to September and increased by 17.1% compared to the same month of 2020 and reached NIS 6.23 per liter.

The average value of WFP rations increased by 5.65% in October compared to the previous month due to the increase in the staple commodities price.

The Consumer Price Index (inflation rate) and Food CPI increased compared to August by 0.4% and 1.6% respectively. Also, CPI and Food CPI increased compared to September 2020 by 1.7%, and 3.8% respectively.

The next pages of this dashboard visualize these trends.

### International increase in prices & ensuring appropriate support to food security

Commodities and food prices are experiencing an increase globally. This increase has been seen in the local Palestinian markets since the beginning of October.

The FAO Food Price Index averaged 130.0 points in September, up 1.2 percent from August and 32.8 percent higher than in September 2020. This increase can be explained by the decrease in supply conditions, the robust demand for staple commodities, and the continuous increase in energy prices. **Locally, prices are expected to continue to rise in the next months, driven by the increase in both shipping costs and prices of imported goods.**

**Regular price monitoring will be critical to protect the poorest and most vulnerable households from rapid price increases.**

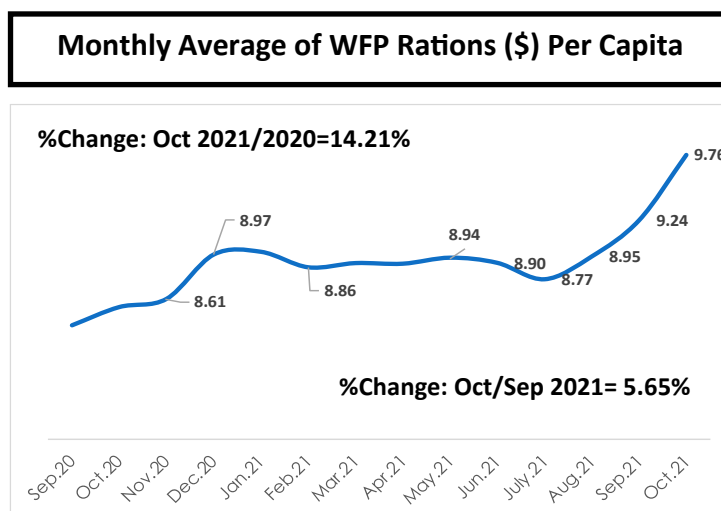
**Useful interventions may include increasing social assistance transfer values, enhancing social safety net coverage, supporting traders, and augmenting food security and social safety net programmes.**

## October events: implications & potential impact

A series of events occurred in October 2021: a global increase in prices described previously may have implications on the Palestinian market, the fiscal deficit that the Palestinian Authority (PA) is facing and difficulties in paying civil servant salaries, decrease in budget support by 90% during 2021 compared to what received last year, and a package of facilities for Palestinians introduced by the Israeli government which includes an increase of 15,000 work permits for Palestinians in both Gaza and West Bank and permits for Palestinians to build 1,300 units in Area C. Additionally, the Israeli government may cut electricity for 3-4 hours daily in the West Bank if government debts owed are not repaid. These developments all have strong potential impacts on the Palestinian people and the Palestinian economy. While some may negatively impact the financial situation of the Palestinian people (rapid increase in prices, PA fiscal deficit), some, like the work permits, may have a positive impact. During this time, stability, monitoring, and the strengthening of food security will continue to be crucial.

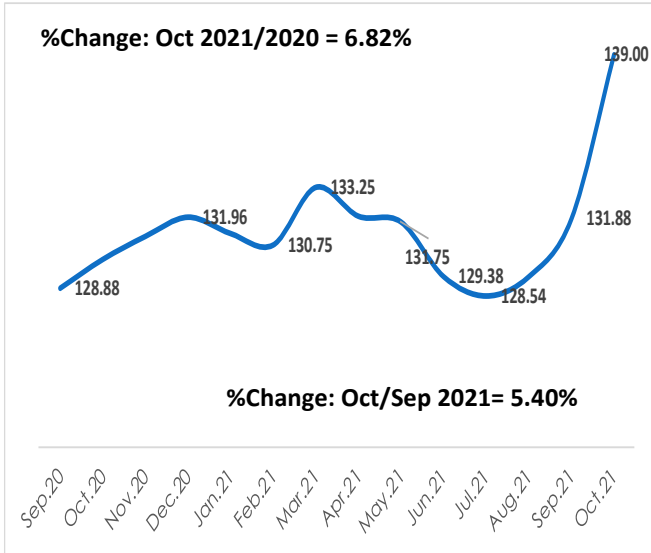


## WFP Rations<sup>1</sup>

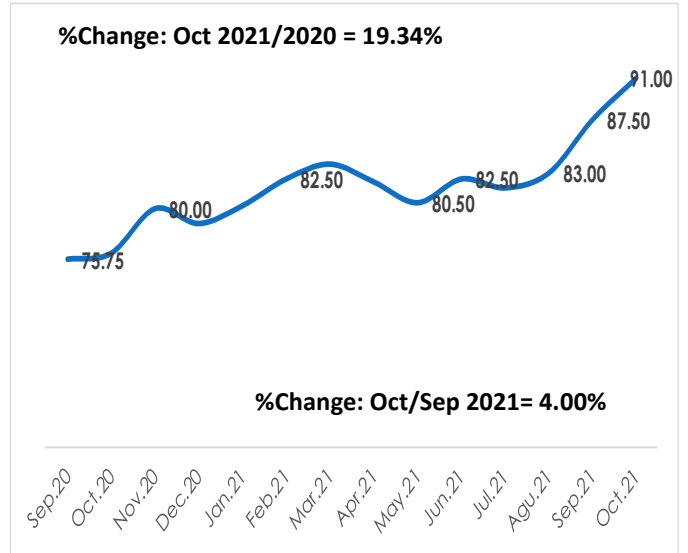


# Commodities<sup>2</sup>

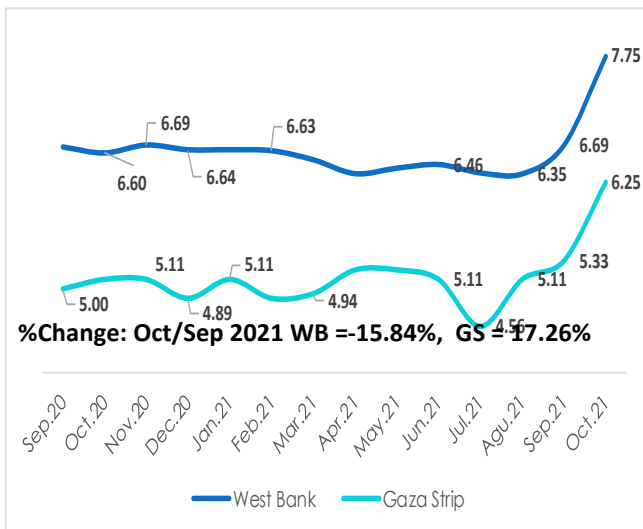
**Haifa Wheat Flour-West Bank – (NIS/60Kg)**



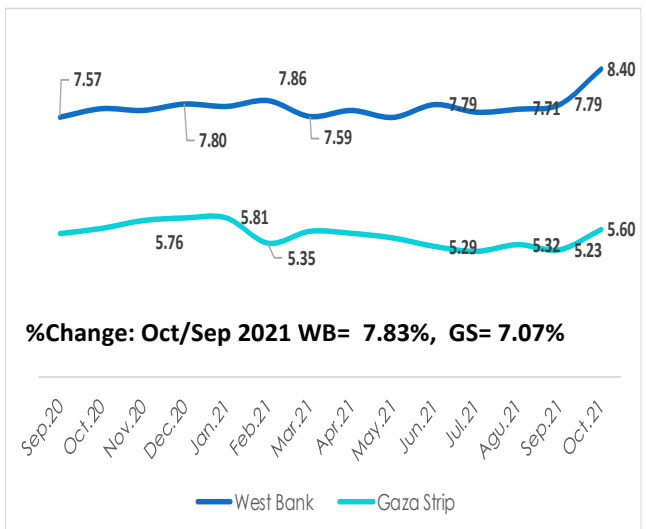
**Local Wheat Flour-Gaza Strip – (NIS/50Kg)**



**Lentils – (NIS/Kg)**



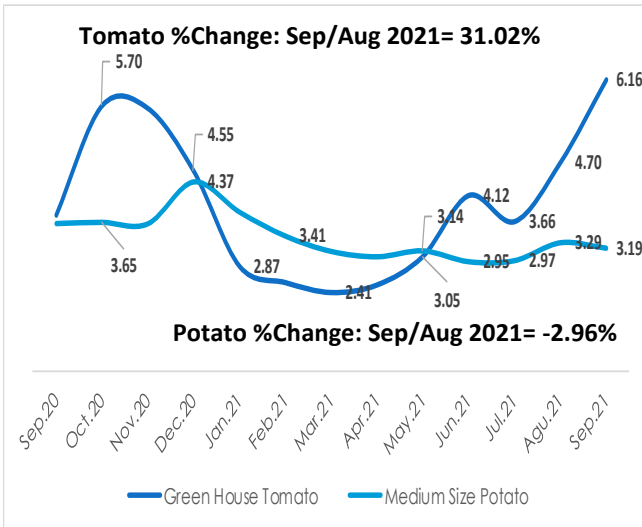
**Chickpeas – (NIS/Kg)**



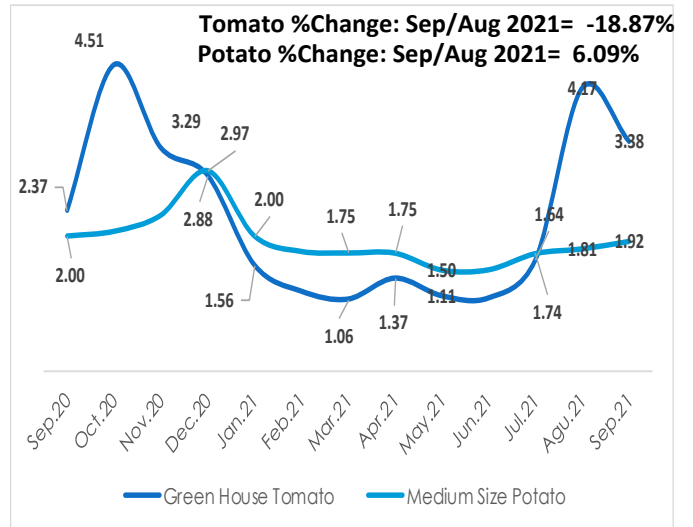
<sup>2</sup>Source: The Palestinian Central Bureau of Statistics (PCBS)

# Commodities (cont'd)

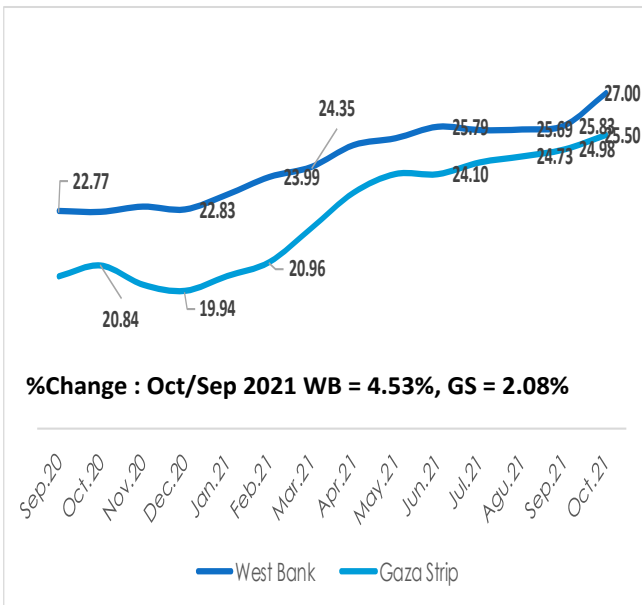
## Vegetables-West Bank – (NIS/Kg)



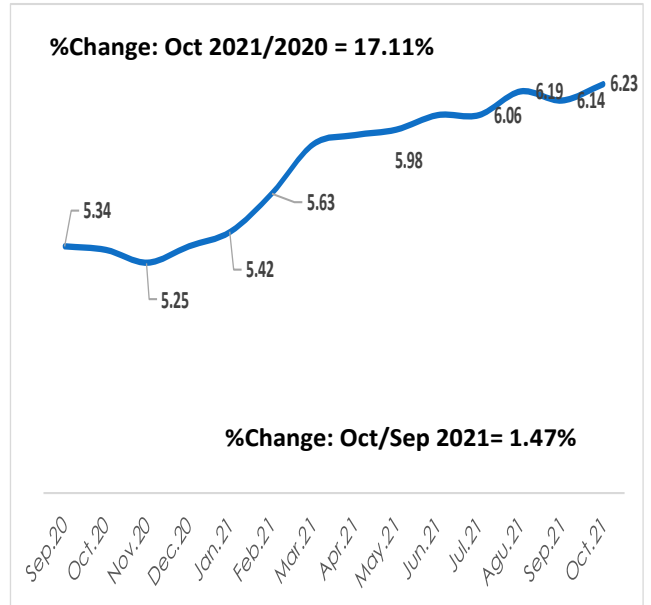
## Vegetables-Gaza Strip – (NIS/Kg)



## Vegetable Oil – (NIS/3L)

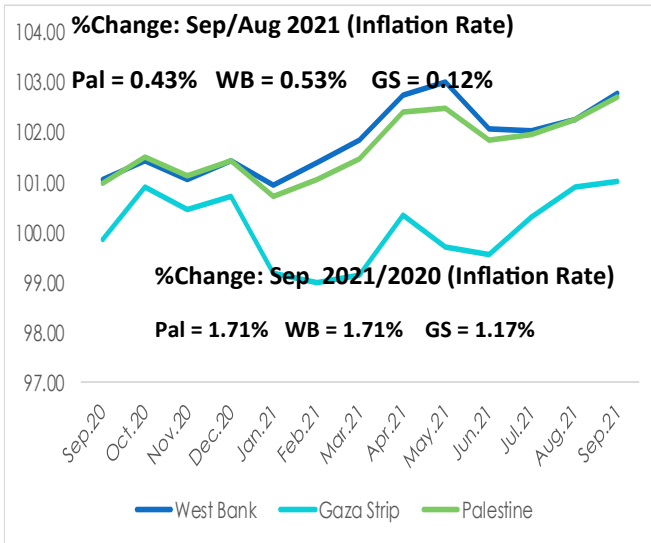


## Excellent Gasoline 95 – (NIS/Kg)

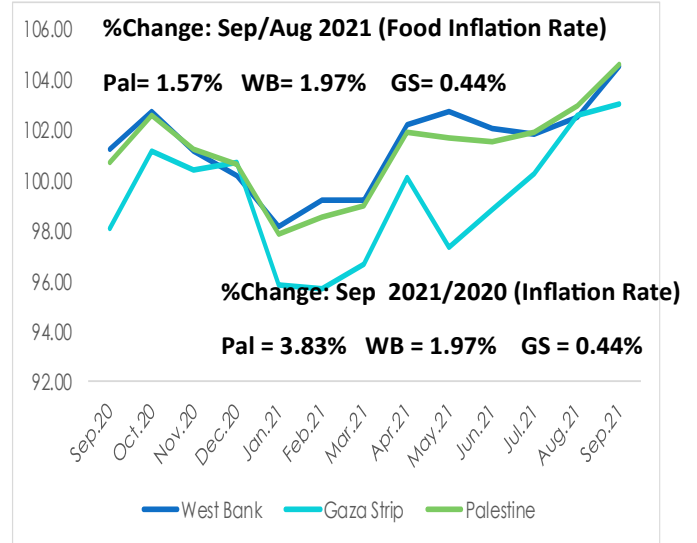


# Consumer Price Index (CPI)

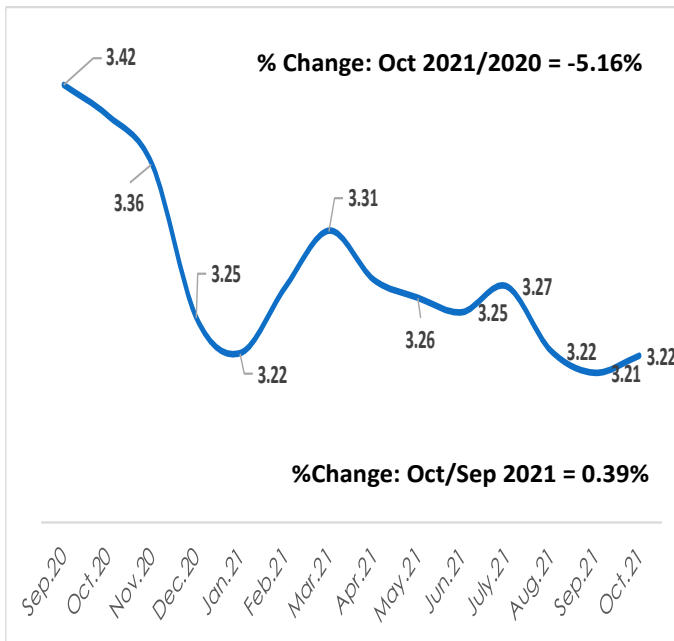
## Overall Consumer Price Index



## Food & Soft Drinks CPI



# Exchange Rate (NIS/\$)



## WFP PALESTINE CONTACTS

**Mr. Samer Abdeljaber, Representative and Country Director, Palestine**  
[Samer.Abdeljaber@wfp.org](mailto:Samer.Abdeljaber@wfp.org)

**Mr. Salah Lahham, VAM Officer**  
[Salah.Lahham@wfp.org](mailto:Salah.Lahham@wfp.org)
















**Mr. Sobhi Swailem, Programme Assistant (VAM)**  
[Sobhi.Swailem@wfp.org](mailto:Sobhi.Swailem@wfp.org)

Prepared by the WFP Palestine Vulnerability Analysis and Mapping (VAM) Unit.


















## WFP Ration Items Prices: tracking trends

### Price fluctuation in a year: October 2020—2021

Food	Region	2020 (NIS)	2021 (NIS)	Change (%)
Flour 	West Bank (Haifa white flour, 60 kg)	130.13	139.00	 6.8
	Gaza (local wheat flour, 50 kg)	76.25	91.00	 19.3
Corn oil (3L) 	West Bank	22.93	27.00	 17.8
	Gaza	20.16	25.50	 26.5
Chick beans (kg) 	West Bank	7.72	8.40	 8.8
	Gaza	5.62	5.60	 -0.3
Lentils (kg) 	West Bank	6.60	7.75	 17.5
	Gaza Strip	5.11	6.25	 22.3
White table salt (kg) 	West Bank	1.79	1.88	 5.3
	Gaza Strip	1.33	1.5	 12.5

## WFP Ration Items Prices: tracking trends

### Price fluctuation in a month: September-October 2021

Food	Region	Sep (NIS)	Oct (NIS)	Change (%)
Flour 	West Bank (Haifa white flour, 60 kg)	131.88	139.00	 5.4
	Gaza (local wheat flour, 50 kg)	87.50	91.00	 4.0
Corn oil (3L) 	West Bank	25.83	27.00	 4.5
	Gaza	24.98	25.50	 2.1
Chick beans (kg) 	West Bank	7.79	8.40	 7.8
	Gaza	5.23	5.60	 7.1
Lentils (kg) 	West Bank	6.69	7.75	 15.8
	Gaza Strip	5.33	6.25	 17.3
White table salt (kg) 	West Bank	1.79	1.88	 5.3
	Gaza Strip	1.39	1.5	 8.0