



**GLOBAL**  
**FOOD SECURITY CLUSTER**

*Strengthening Humanitarian Response*

# Global Partners Meeting

Rome, 12 – 13 December 2017

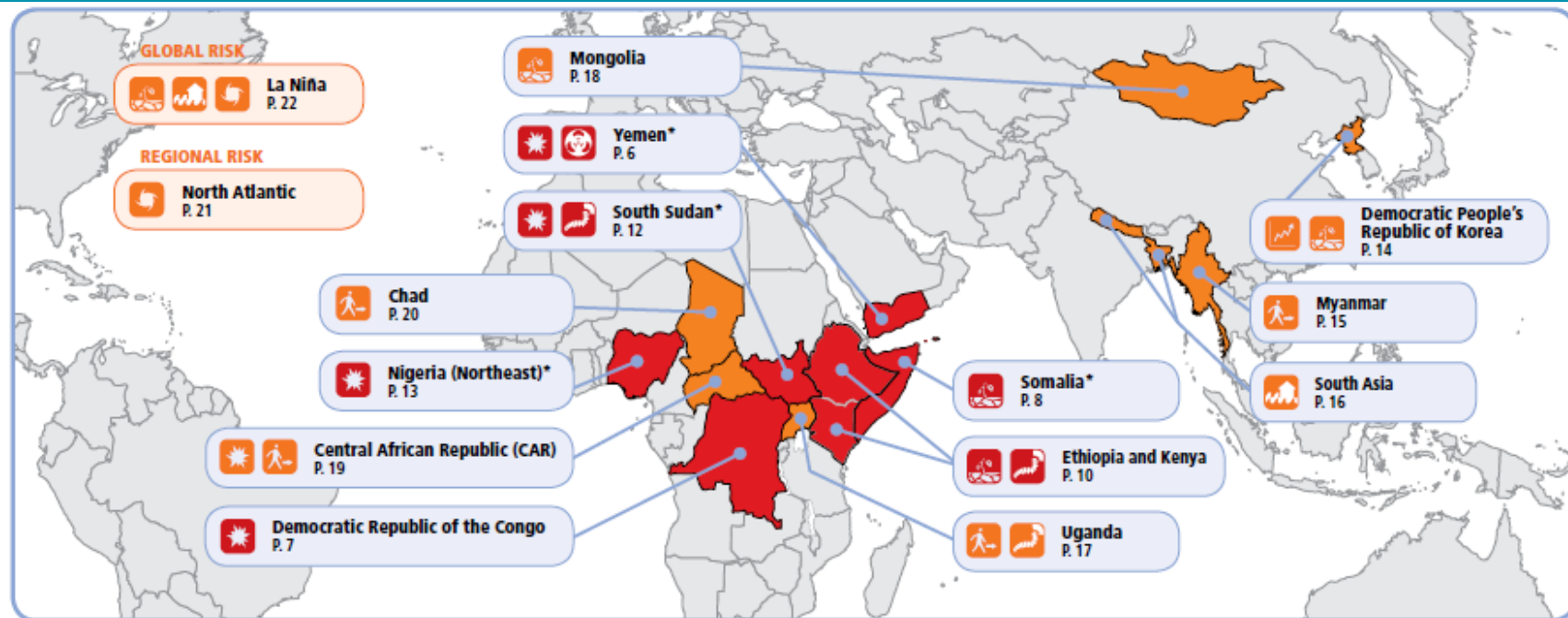


# Session I

Review of gFSC activities  
(July – December 2017)



# Global Risk Map (October- December 2017)



\* In the worst-case scenario the risk of famine remains. For further details see the country risk page.

**RISK LEVEL**

ON WATCH

HIGH RISK

**HAZARDS**



CHOLERA



CONFLICT



DISPLACEMENT



DROUGHT



FALL ARMYWORM

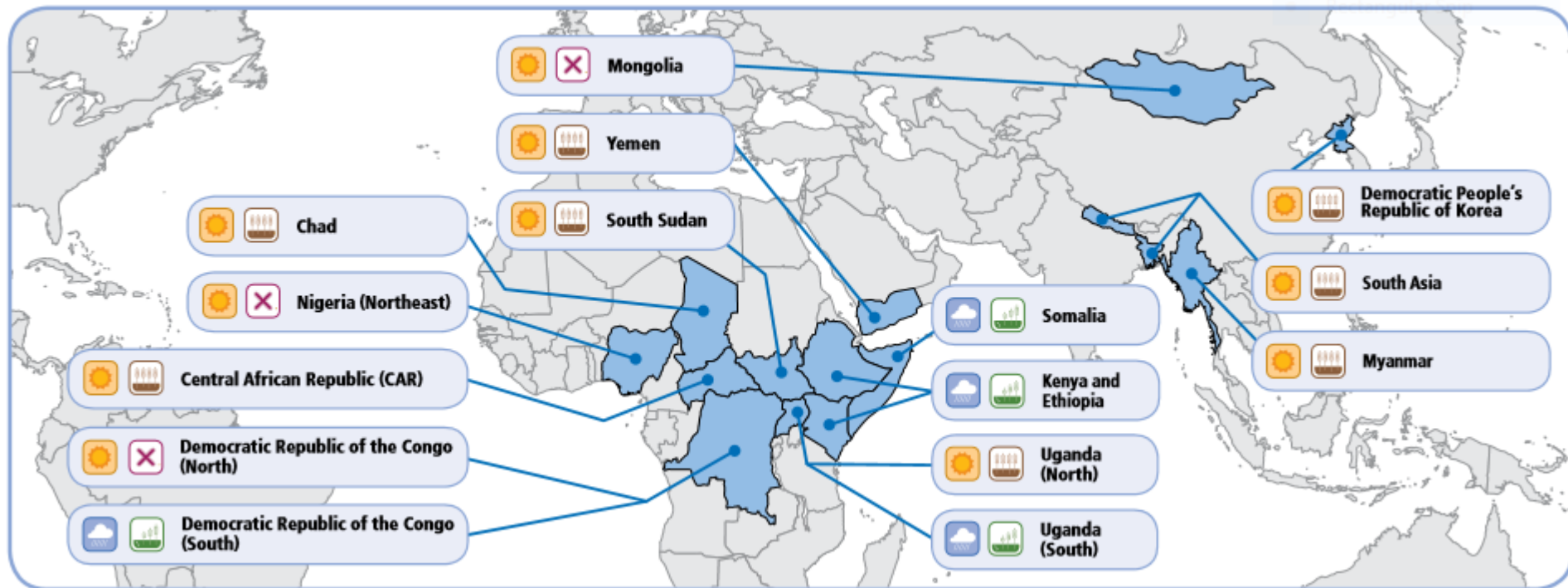


FLOOD



HIGH FOOD PRICES

# Seasonality Maps: Agriculture and Climate Map (October- December 2017)



## CLIMATE SEASONS



Rainy



Dry

## AGRICULTURAL SEASONS IN COUNTRIES AT RISK



Harvesting

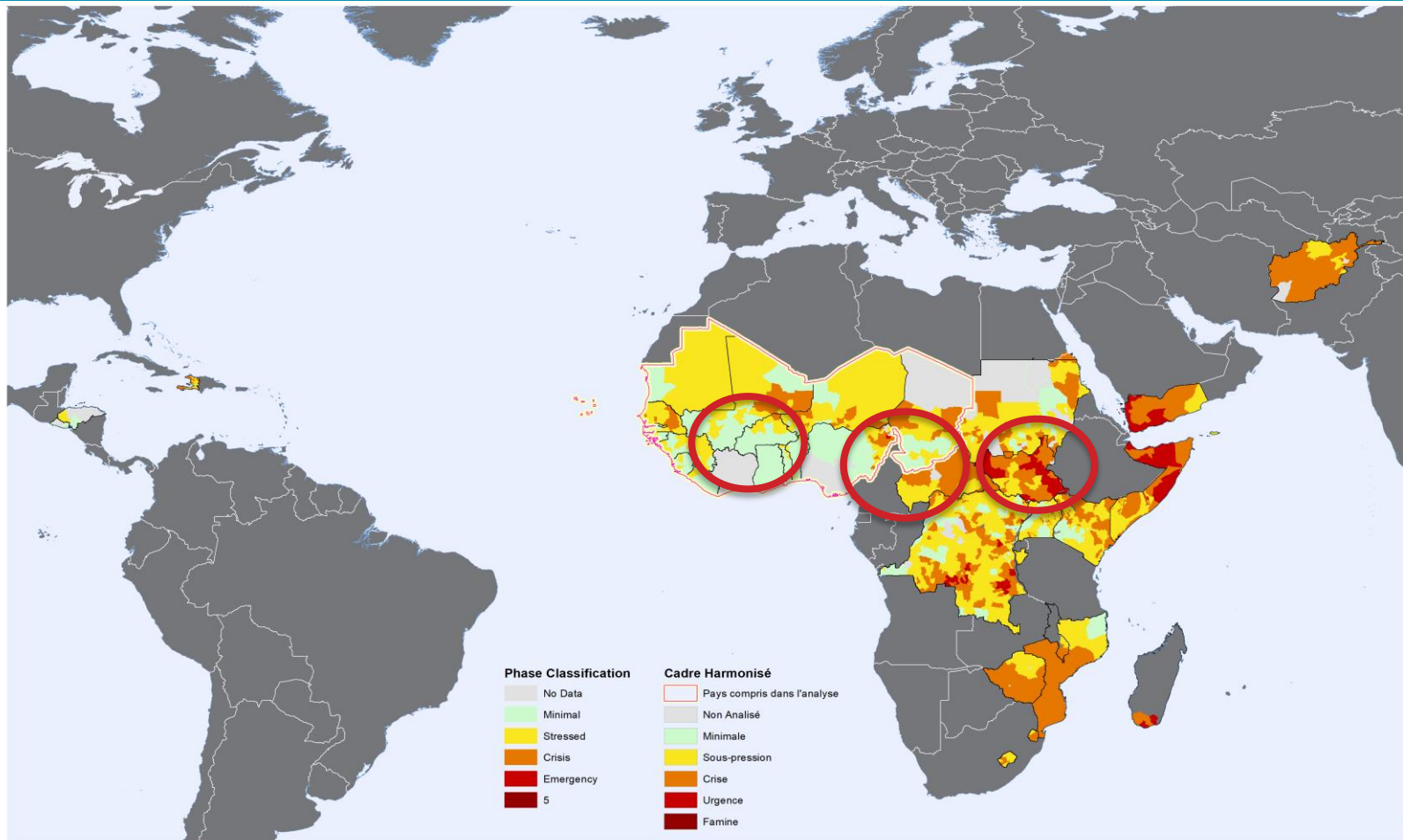


Planting/Growing

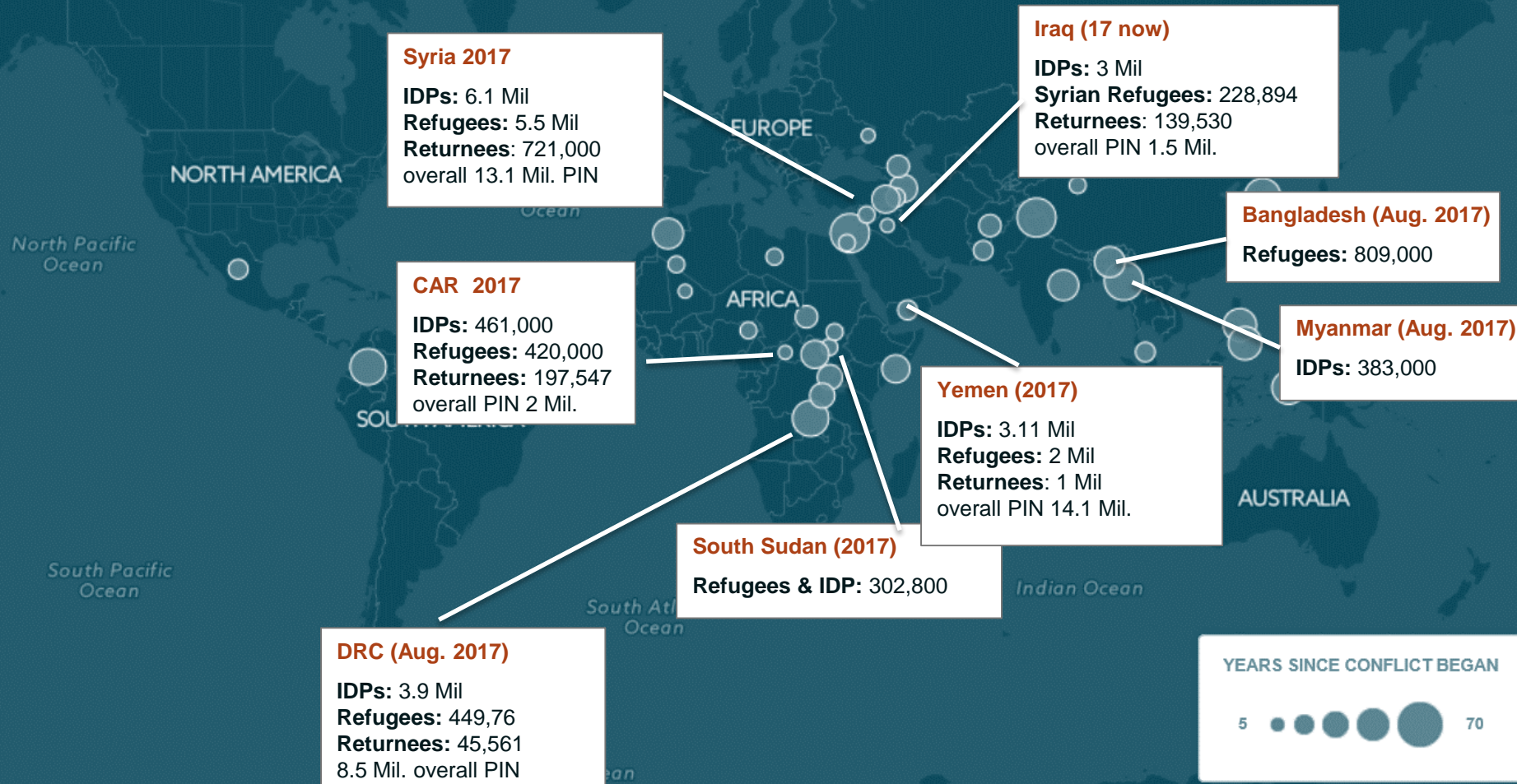


Off-Season

# Global IPC Map (February-December 2017)



# Humanitarian Crises linked to Armed Conflict (as at December 2017)



YEARS SINCE CONFLICT BEGAN



# Global Food Security Cluster Coordination (2017)

## Facts and Figures



HRP

Flash Appeal

Regional Response Plans

Other Appeals: Contributions towards activities in Bangladesh, Colombia, Cuba, DPRK & Pakistan are counted as global humanitarian funding outside appeals





**Achievements  
against gFSC  
workplan  
objectives**



**RESULT 1. Effective food security coordination at country level**

Cluster coordinators skills, Information Managers skills and IM systems, support to CLAs (staffing, rosters), performance monitoring (CCPM)



**RESULT 3. Advocacy, communication, resource mobilization, humanitarian systems**

Inter-clusters work (GCCG), linkages with IASC (EDGs, STAIT, IASC subsidiary bodies), dialogue with donors, national governments



**RESULT 2. Partnerships and collaborative initiatives at global level**

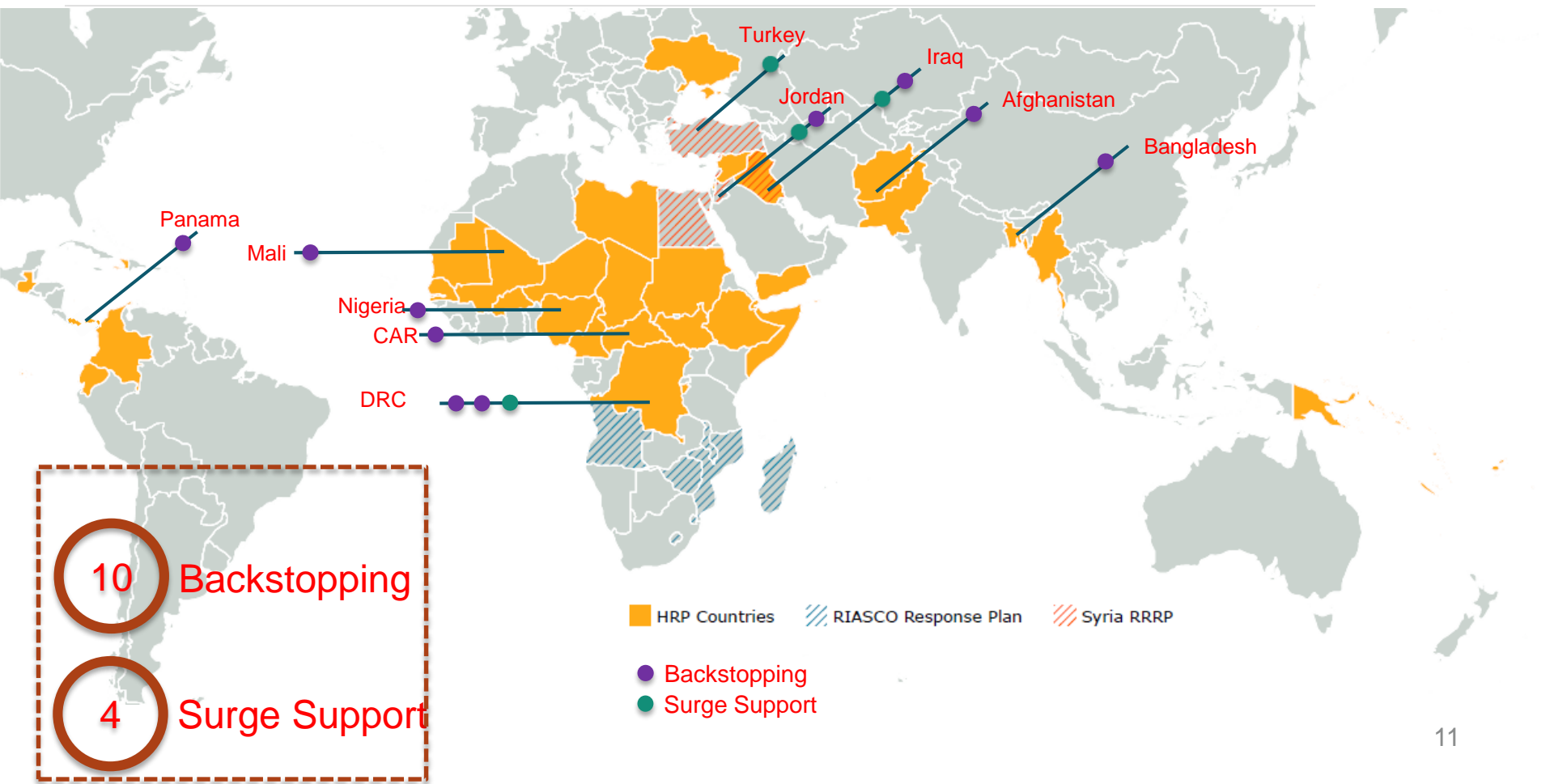
Global partners, Strategic Advisory Group (SAG), IPC universities and academia, business actors, technical working groups



**RESULT 4. Programmatic coordination action**

Humanitarian development (peace) nexus, localization, joint needs analysis


# Result 1 – Country Clusters' Capacity Backstopping and Surge Support (June-December 2017)




## Result 1 - Trainings and Roster: Delivering Core Cluster Functions at Country Level

Activity	When	No. part.	Women	Men
IM training (English)	19-23 June 2017	21	7	14
IM training (English)	05-08 Dec. 2017	14	4	10
CC training (English)	02-07 July 2017	20	7	13
CC training (French)	20-24 Nov. 2017	19	5	14
IPC training (English)	12-15 Dec. 2017	*	*	*
CC retreat	19-21 Sept. 2017	25	9	16

## Cluster Coordinators



## Information Management Officers



*\* Includes participants that were already deployed before the training, participants deployed as NGO co-facilitatoras/co-chairs and participants deployed through standby partners*

## Result 1 – Effective Food Security Country Coordination (July-December 2017)

<b>Backstopping Missions</b>	<b>Period</b>
Afghanistan	7 days
Bangladesh	7 days
DRC (urban assessment, inter-cluster mission)	14 days
Iraq	15 days
Jordan (WoS response, IPC)	28 days
Mali	7 days
Nigeria	7 days
Panama	7 days

## Result 1 – Effective Food Security Country Coordination

Surge Support	Period
Iraq	45 days
DRC/Kasai	21 days
Turkey/Gaziantep	30 days
Whole of Syria/Jordan hub	45 days

### Other missions & Global level meetings

Global Alliance for Urban crises annual meeting – Paris

Global Cluster Coordinators Group Urban meeting – Geneva

Global Cash Working Group meeting – Geneva

CashCap Steering Committee meeting – Geneva

SPHERE Project Consultation Workshop on the handbook revision – Geneva

IASC AAP/PSEA\* Task Team – Geneva

Humanitarian Development Nexus Meeting – Entebbe

ECOSOC Humanitarian Affairs Segment – Geneva

University lecturers – Geneva, Rome

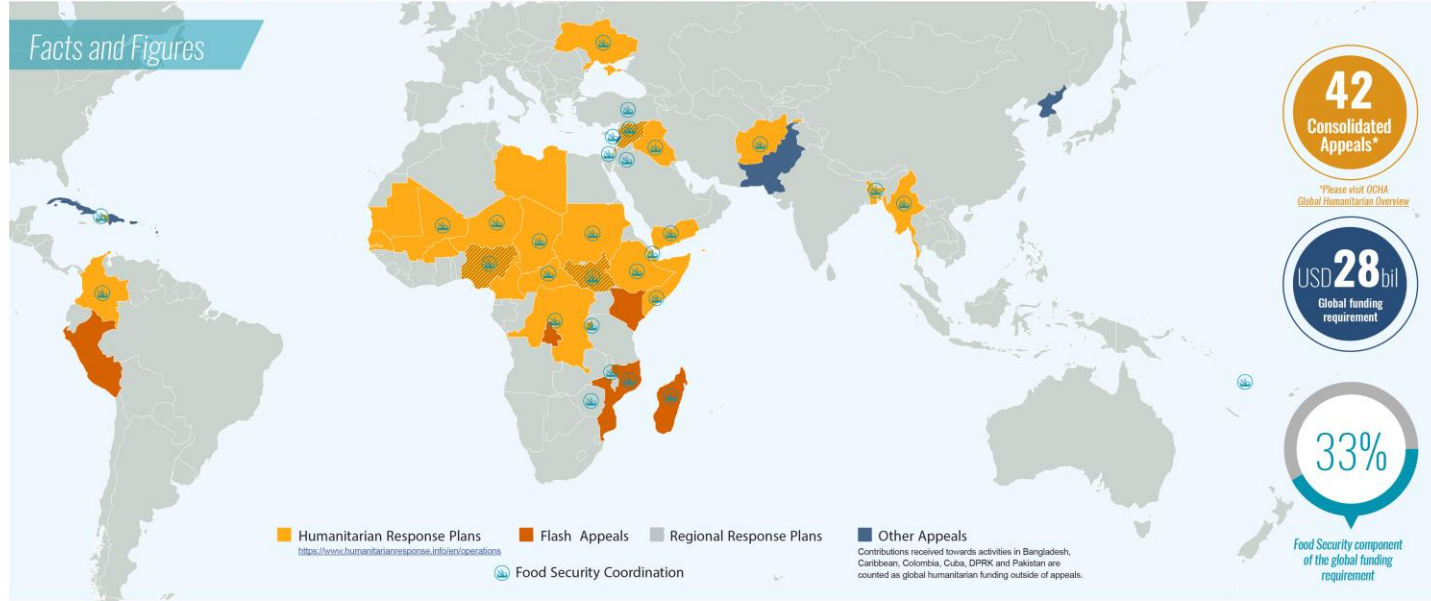


## Result 2 – Partnerships and Collaborative Initiatives at Global Level

### Working Groups Achievements (June- December 2017)

Inter-cluster Nutrition Working Group	Development of an inter-cluster training package for improved nutrition programming (ongoing)
Cash and Markets Working Group	Organisation of a webinar on Linking Cash Based Transfers & Social Safety Nets
Food Security in Urban Settings Working Group	Urban Assessments in Manila, Kinshasa and Guatemala City
Programme Quality Working Group	FS indicator handbook revision (ongoing)
Preparedness and Resilience Working Group	Elaboration of flagship projects, organisation of a webinar on Forecast-based Financing

# GLOBAL FOOD SECURITY CLUSTER COORDINATION



Result 3 -  
Advocacy and  
Communication:  
Dashboard on  
FSC  
Coordination  
(2017)

FOOD SECURITY  
PEOPLE IN NEED\*



120 MIL

FOOD SECURITY  
PEOPLE TARGETED\*



72.5 MIL



FOOD SECURITY  
FUNDING\*



\*\*as of November 2017 - Reflecting Food Security partners, WFP and FAO. Source: FTS

FOOD SECURITY  
COORDINATION  
STAFF



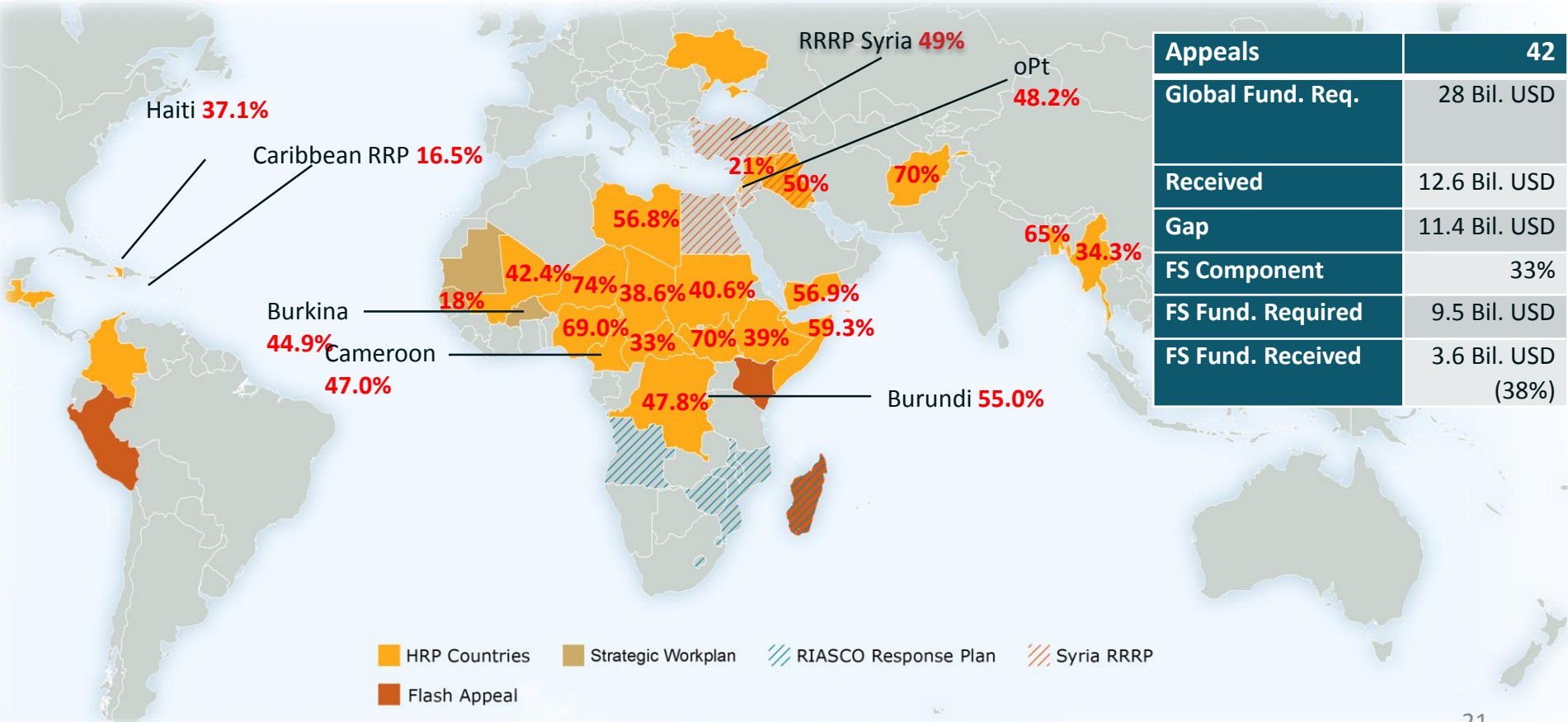
~100  
DEPLOYED  
AT COUNTRY LEVEL

## OVERVIEW

Globally, WFP and FAO co-lead twenty five food security coordination entities, managing the relationship with hundreds of national and international organisations, including the ICRC movements to ensure the most effective, timely, and appropriate food security response takes place. Food Security Clusters/Sectors, work with national governments and the overall humanitarian coordination structure at country level establishing data management systems and addressing programmatic issues such as assessments and cash/voucher programming. The global Food Security Cluster supports countries through staffing processes and deployments, the provision of policy and strategic guidance, and technical support.

Fully aligned with the commitments made at the World Humanitarian Summit in 2016; FSC structures globally focus on the most vulnerable, providing humanitarian food and livelihoods assistance effectively. There is also great effort made to ensure the 'humanitarian - development nexus' is adequately addressed through response planning processes, again ensuring the most appropriate activities are implemented where and when needed.

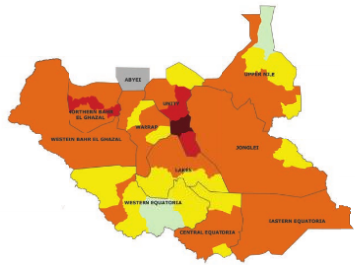
# Result 3 – Advocacy, Communication, Resource Mobilization, Humanitarian Systems



Appeals	42
Global Fund. Req.	28 Bil. USD
Received	12.6 Bil. USD
Gap	11.4 Bil. USD
FS Component	33%
FS Fund. Required	9.5 Bil. USD
FS Fund. Received	3.6 Bil. USD (38%)

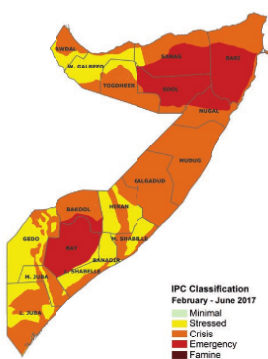
■ HRP Countries   
 ■ Strategic Workplan   
     RIASCO Response Plan   
     Syria RRRP  
■ Flash Appeal

## FOOD SECURITY CLUSTER FAMINE PREVENTION OPERATIONS



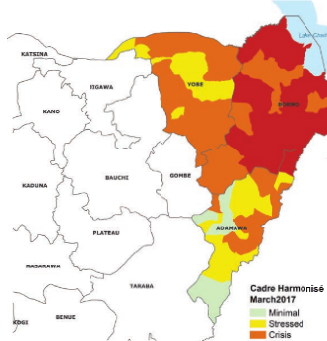
IPC Classification  
February - June 2017

- Minimal
- Stressed
- Crisis
- Emergency
- Famine




IPC Classification  
February - June 2017

- Minimal
- Stressed
- Crisis
- Emergency
- Famine

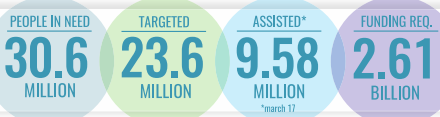


Cadre Harmonisé  
March 2017

- Minimal
- Stressed
- Crisis
- Emergency
- Famine



TOT. FACTS



### WHAT IS FAMINE

Food Shortage >20% of population access less than 2100 kcal/day

Global acute malnutrition >30% or more in children under 5

Increased mortality >2 deaths/10,000 adults/day or >4 deaths/10,000 children/day

Inter-Cluster Operational Responses in South Sudan, Somalia, Yemen, and Nigeria  
*Promoting an Integrated Famine Prevention Package: Breaking Bottlenecks*

### Call for Action

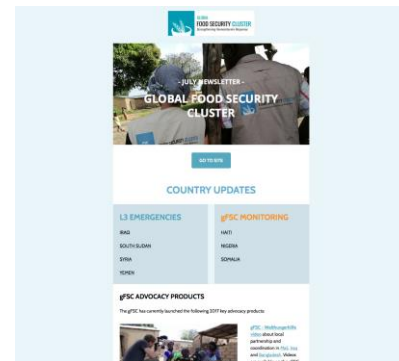
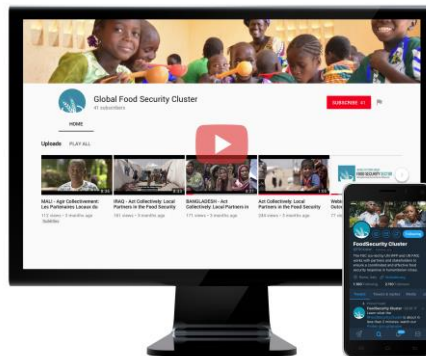
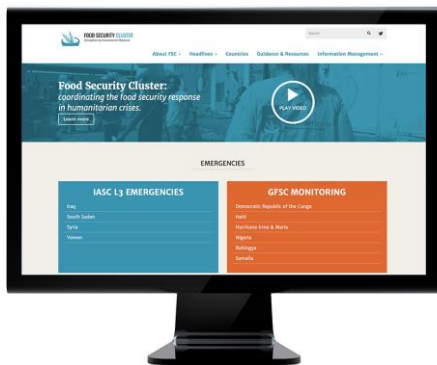


# Result 3 – Advocacy, communication, resource mobilization, Humanitarian systems

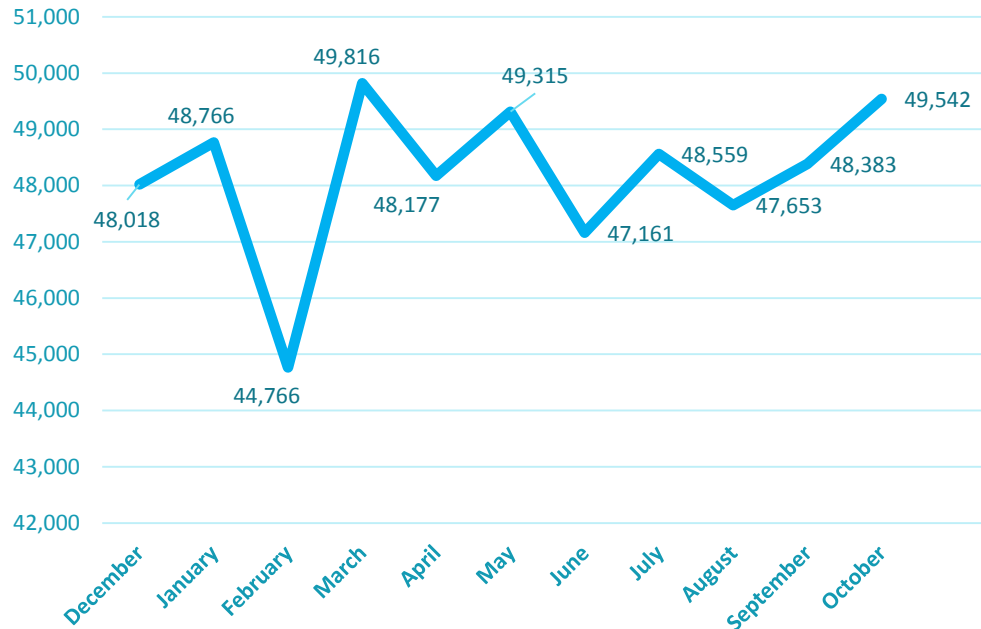
## KEY PRODUCTS



## KEY ONLINE TOOLS



## Monthly website users



## FSC ON SOCIAL NETWORKS



**530,156**

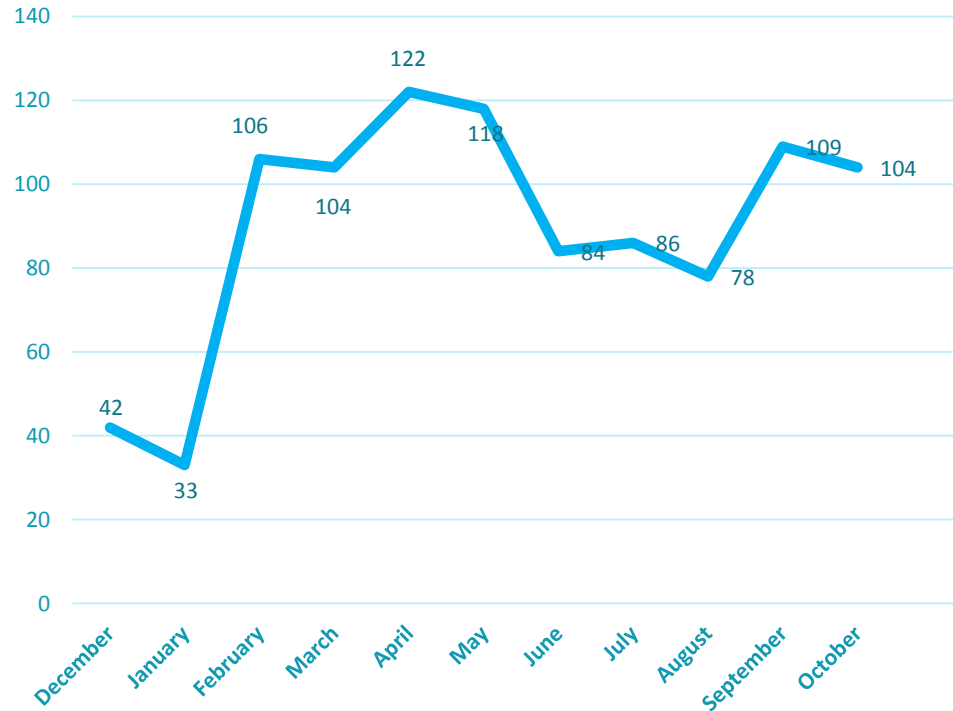
11 months visitors



**2184**

followers

## Twitter New Followers



## FSC ON SOCIAL NETWORKS



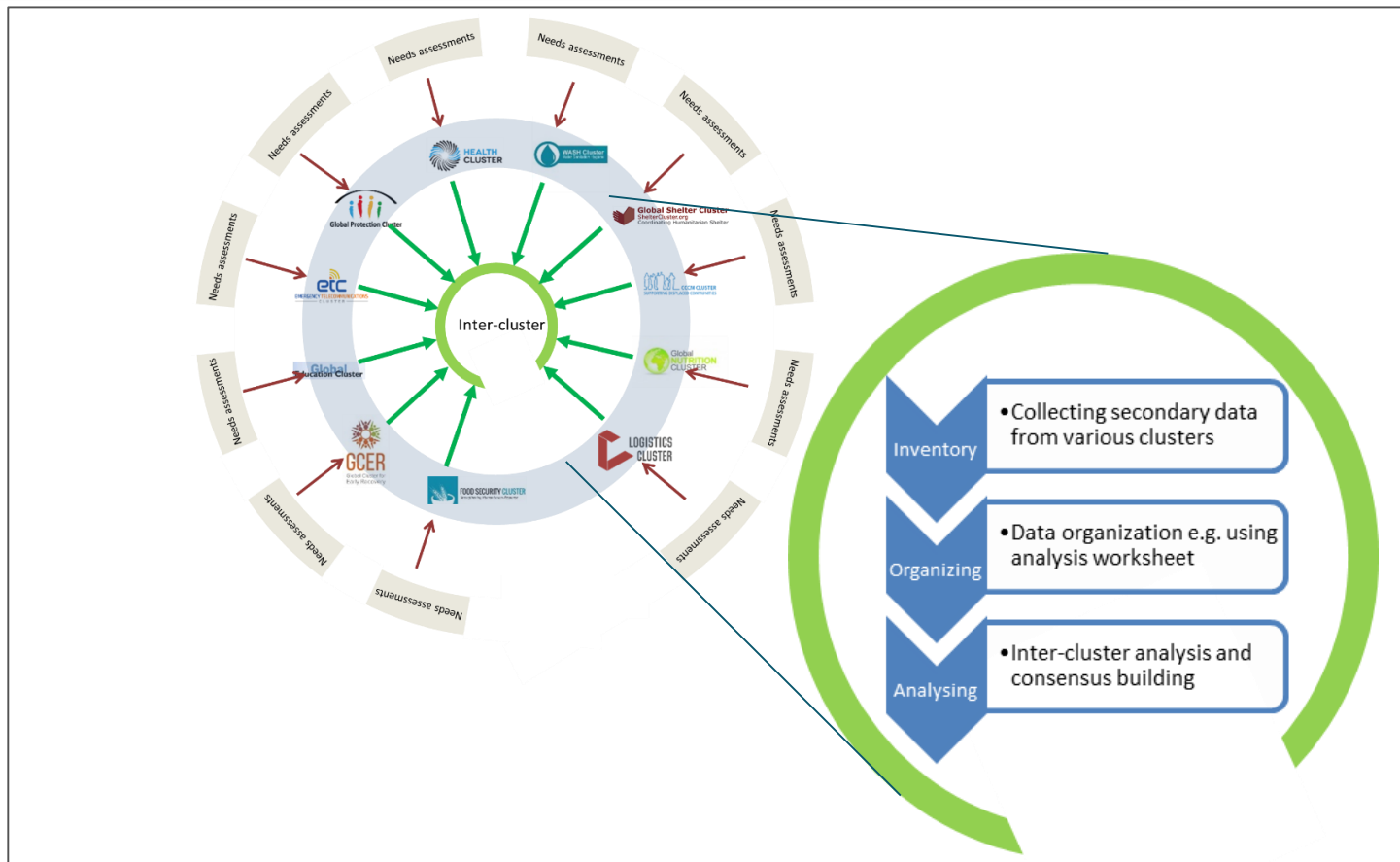
**986**

New followers

## Result 4 – Programmatic coordination action: Joint need analysis

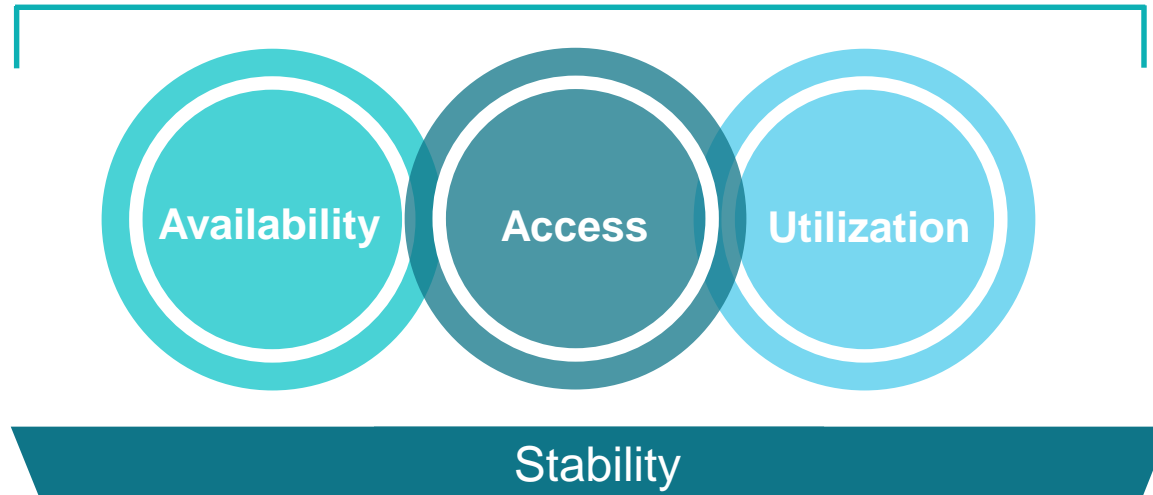
### Joint and impartial needs analysis

- GCCG project (ECHO ERC)
- Partnership with ACAPS, DRC/ JIPS, REACH, OCHA-CASS, SC/Basic Needs



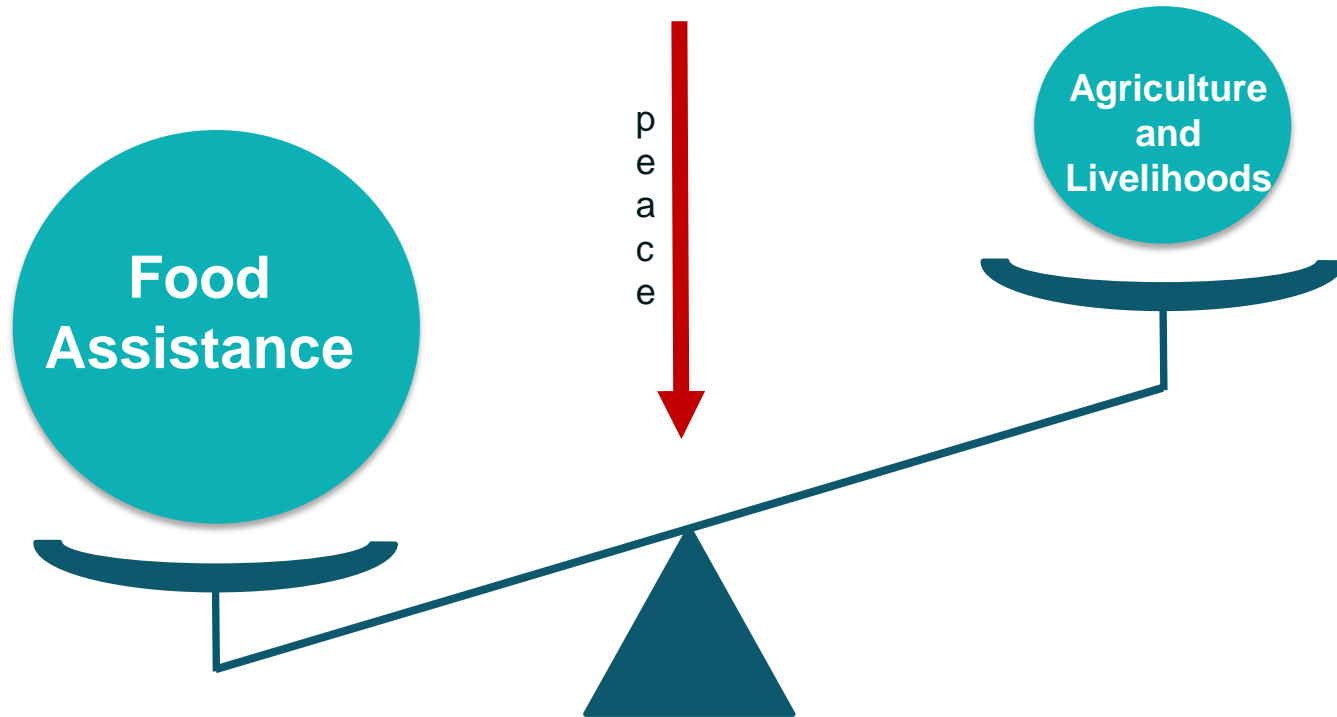


## FOOD SECURITY

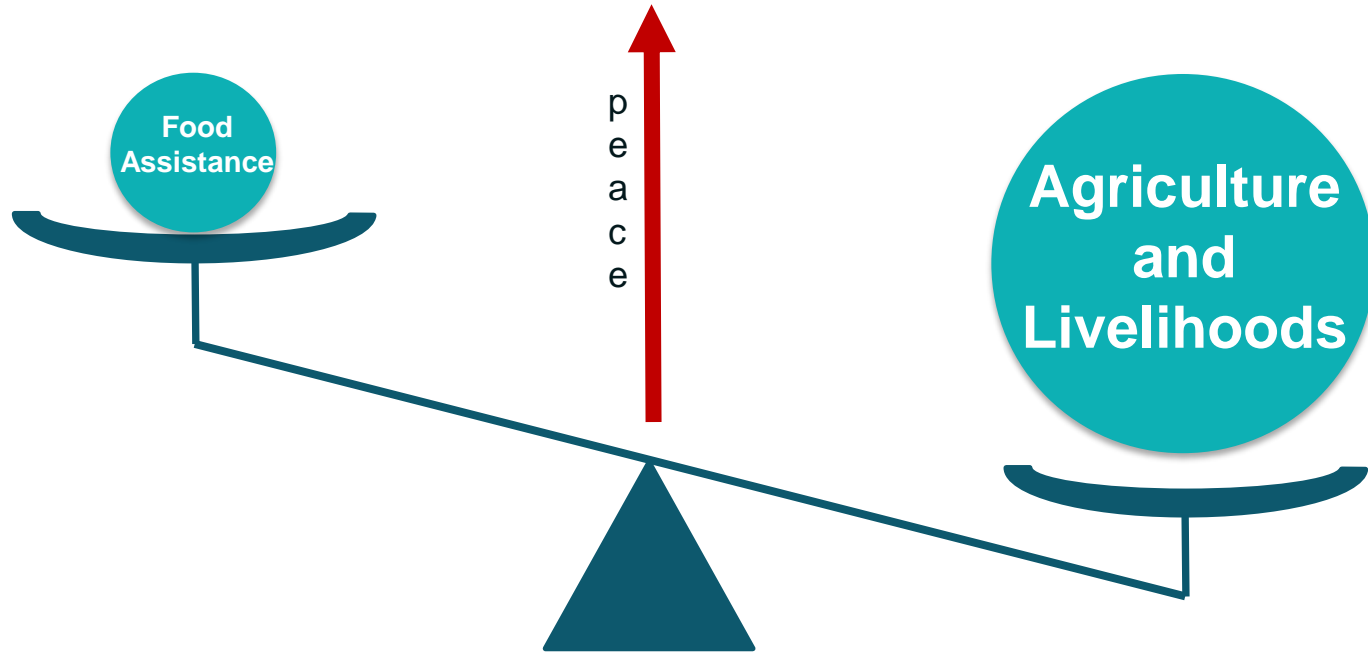


## Food Security Sector Equilibrium

### Food Security Sector Equilibrium and the Humanitarian/Development/Peace nexus



# Food Security Sector Equilibrium

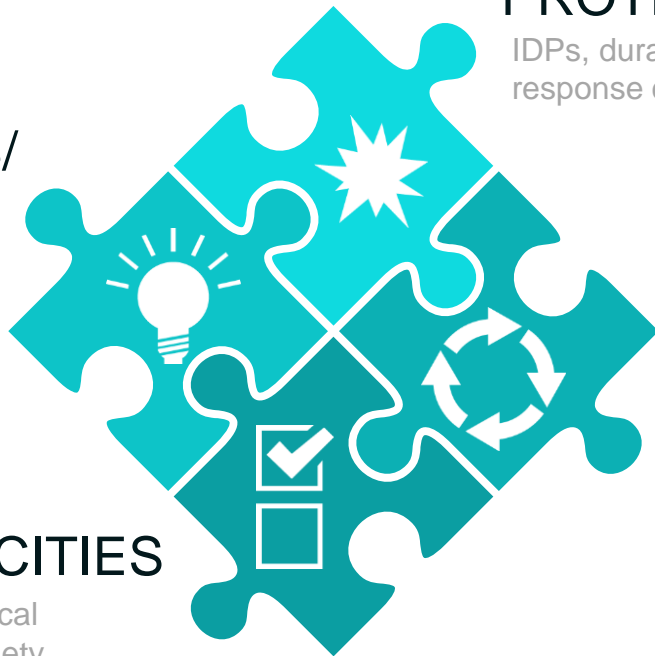


## NEW PARADIGMS/ MODALITIES

Resilience, cash, multi-sector needs assessments, localization

## NATIONAL CAPACITIES

Preparedness, national and local actors (governments, civil society, private sector), capacity strengthening



## PROTRACTED CRISES

IDPs, duration, Level 3 Emergencies, response capacity, deployment, surge

## HUMANITARIAN PROCESSES

Humanitarian Programme Cycle, seasonality, Humanitarian Country Team, Inter-cluster

# Which activities do Food Security Clusters/Sectors coordinate?

Resilience



**Food assistance:** general food distribution, cash based transfers (incl. vouchers), food for assets, food for work



**Agriculture and livelihoods:** Agricultural inputs (seeds, tools), livestock, fisheries (including aquaculture)



**Rehabilitation/building of productive infrastructure:** rural institutions, ag. land, markets, social and financial systems, trainings



**Nutrition:** Nutrition-sensitive food security interventions in coordination with the Nutrition Cluster

Thank  
you!



W: [www.fscluster.org](http://www.fscluster.org)

E: [info@fscluster.org](mailto:info@fscluster.org)

 @FSCluster

 Youtube